

# ARKANSAS RAZORBACKS

Associate Communications Director Jeri Thorpe | jthorpe@uark.edu | Cell-479-283-3344

## '16-'17 SCHEDULE

All: 11-2 | SEC: 0-0 | H: 8-1 | A: 1-1 | N: 2-0 | Ranked: 0-0

NOVEMBER (7-0)		W/L	SCORE
3	OKLA. BAPTIST (EXH)	W	79-32
11	SAM HOUSTON STATE	SECN+ W	71-39
13	LOUISIANA-MONROE	- W	92-46
17	SOUTH DAKOTA	SECN+ W	70-67
21	STETSON	SECN+ W	79-62
25	vs. Memphis!	- W	91-61
26	vs. Navy!	- W	70-67
30	at Tulsa	CST W	57-50

### DECEMBER (4-2)

3	TEXAS TECH*	SECN W	66-60
7	BUTLER	SECN+ W	68-50
11	at Missouri State	ESPN3 L	64-62
18	NORTHWESTERN STATE	SECN+ W	65-36
21	ORAL ROBERTS	SECN+ L	70-60
28	HOUSTON BAPTIST	SECN+ W	101-40

### JANUARY (0-0)

1	at Ole Miss*	SECN	4 p.m.
5	MISSISSIPPI STATE*	SECN+	7 P.M.
8	LSU *	SECN+	2 P.M.
12	at Texas A&M*	SECN+	7 p.m.
15	at Alabama*	SECN	4 p.m.
19	VANDERBILT*	SECN+	7 P.M.
23	MISSOURI*	SECN	6 P.M.
29	at LSU*	SECN	1 p.m.

### FEBRUARY (0-0)

2	GEORGIA*	SECN+	7 P.M.
5	SOUTH CAROLINA*	ESPN2	1 P.M.
9	at Florida*	SECN+	6 p.m.
12	at Missouri*	SECN	5 p.m.
16	KENTUCKY*	SECN+	7 P.M.
19	at Tennessee*	SECN	2 p.m.
23	at Vanderbilt*	SECN+	7 p.m.
26	AUBURN*	SECN	2 P.M.

### MARCH (0-0)

1-5	SEC Tournament	SECN/ESPNU/ESPN2	TBA
-----	----------------	------------------	-----

! - Nugget Classic (Reno, Nevada)  
 ^ - SEC/Big 12 Challenge (Campus Sites)  
 \* - Southeastern Conference Game  
 All home games played in BWA (19,200)  
 All times central and subject to change.

## SEASON HONORS

### Jessica Jackson

- ▶ Preseason All-SEC First Team selection (Coaches)
- ▶ CollegeSportsMadness.com SEC Player of the Week (Dec. 5)

### Jailyn Mason

- ▶ SEC Freshman of the Week (Nov. 29)

## GAME 14 | ARKANSAS (11-2 | 0-0) VS. OLE MISS (11-2 | 0-0)

### RAZORBACKS

Head Coach: Jimmy Dykes

@CoachJimmyDykes

At Arkansas: 41-34 (3)

Career Record: 41-34 (3)

W/L Streak: W1

### SERIES INFO

All Time: 16-25 | Fayetteville: 11-5 | Oxford: 2-15 | Neutral: 3-4 | In SEC Openers: 1-1 | Streak: Arkansas W2



<http://es.pn/2gYWHqo> \ SEC Network \ Jenn Hildreth and Fran Harris



Razorback Sports Network \ PxP: Phil Elson

LR - KABZ-FM-103.7 \ Fayetteville - KOSM-FM-92.1 \ Ft. Smith - KFPW-AM-1230/FM-94.5 \ Rogers - KURM-AM-790/FM-100.3



<http://bit.ly/2iFwr4u>



### LADY REBELS

Coach: Matt Insell

School Record: 52-56 (4)

Career Record: 52-56 (4)

W/L Streak: W5

## STORYLINES

### JESSICA JACKSON

- ▶ Single season best 13 consecutive games with double figures
- ▶ Jackson's career-best 34 points against HBU is the second highest point total by an SEC player this year
- ▶ Ranks fifth in career points (1,674), seventh in blocks (122) and 13th in career rebounds (652)
- ▶ Season goal is to shoot more FT (52-72) than 3's (23-59)
- ▶ 90 games with double figure scoring
- ▶ 24 games with 20+ points (four as a senior)
- ▶ Jessica Jackson ranks second in the SEC, averaging 18.1 points per game and second with 235 points scored (12/29/16).
- ▶ Also in the SEC: ranks 14th for rebounding (6.8), 13th for field goal percentage (.437), T10th in 3-pointers made (1.8), T11th in offensive rebounds (2.8), fourth in free throw attempts (72), fourth in free throws made (52) and fourth for field goal attempts (183) (12/29/16)



### DEFENSE DEFINES US



- ▶ 360 defensive rebounds; Fourth in SEC & 23rd in NCAA with +10.5 rebounding margin (12/29/16)
- ▶ Holding opponents to .355 from the field
- ▶ Eight of 13 opponents below their season shooting average - 8-0 when that happens
- ▶ Held four opponents to less than 30% from the floor
- ▶ Forced 204 turnovers

### TOUGH SCHEDULE

- ▶ Arkansas faces four nonconference and 14 total opponents who advanced to the postseason last year
- ▶ The Razorbacks defeated the 2016 WNIT Champion South Dakota, who returned all of its starters from a year ago
- ▶ This week in the polls - (AP/USA TODAY): Mississippi State (5/5), South Carolina (6/6), Kentucky (17/23), Tennessee (RV 11/6), Texas A&M (RV 7/11), Ole Miss (RV 3/-), Vanderbilt (RV 2/-), LSU (RV -/1)

### NEWCOMERS CONTRIBUTE

- ▶ McDonald's All-American **Aaliyah Wilson** made her collegiate debut against Stetson
- ▶ Even though **Bailey Zimmerman** and **Keiryn Swenson** are sophomores, they are seeing significantly more playing time and better numbers this season
- ▶ **Bailey Zimmerman** ranks 21st in the NCAA with a 5.0 assist/turnover ratio
- ▶ **Jailyn Mason** -- Career bests for points (11), FG (5), FGA (10), Rebounds (6) against Stetson. Mason earned **SEC Freshman of the Week** honors Nov. 29 after helping Arkansas to the Nugget Classic title in Reno



### LAST GAME'S STARTERS NUMERICAL

NO.	NAME	POS	HT	CL	HOMETOWN/HS/PREVIOUS SCHOOL	PPG	RGP	APG	FG%	3FG%	FT%
00	Jessica Jackson	F	6-3	Sr	Jacksonville, Ark./Jacksonville HS	18.1	6.8	1.7	.437	.390	.722
2	Aaliyah Wilson	G/F	5-10	Fr	Muskogee, Okla./Muskogee HS	4.3	3.8	2.2	.263	.250	.750
3	Malica Monk	G	5-5	So	N. Little Rock, Ark./NLR HS	10.2	2.5	3.5	.506	.333	.774
4	Keiryn Swenson	G/F	6-1	So	Wichita, Kan. /Maize HS	9.1	4.5	0.5	.568	.571	.818
10	Kiara Williams	F/C	6-1	Fr	Little Rock, Ark./LR Central HS	2.8	2.8	0.1	.556	.000	.200
12	Briunna Freeman	G	5-9	So	Pelham, Ga./Pelham HS	8.2	2.6	0.2	.696	-	.643
14	Jailyn Mason	PG	5-9	Fr	Mason, Ohio/William Mason HS	7.8	4.6	3.5	.437	.438	.571
20	Sydney Stout	F	6-0	Fr	Bixby, Okla./Bixby HS	2.8	1.8	-	.500	.429	-
21	Devin Cospier	G	5-10	Jr	Coffeyville, Kan. / Field Kindley HS / Coffeyville CCC	6.2	2.3	2.3	.358	.240	.667
22	Bailey Zimmerman	G/F	6-0	So	St. Vincent, Ark. /Wonderview HS	5.2	4.5	1.5	.371	.297	.476
35	Alecia Cooley	C	6-3	Sr	Evanston, Ill./Evanston Township/State Fair CC	8.0	6.0	1.2	.486	-	.727
42	Yasmeen Ratliff	C	6-5	Fr	Alpharetta, Ga./St. Francis Day	DNP					

### ROSTER SUPERLATIVES

#### BY YEAR

SR	2	Jackson, Cooley
JR	1	Cospier
SO	4	Monk, Swenson, Freeman, Zimmerman
FR	5	Wilson, Williams, Mason, Stout, Ratliff

#### BY STATE

Arkansas	4	Jackson, Monk, Williams, Zimmerman
Illinois	1	Cooley
Georgia	2	Freeman, Ratliff
Kansas	2	Swenson, Cospier
Ohio	1	Mason
Oklahoma	2	Wilson, Stout

#### BY POSITION

Guard	4	Monk, Freeman, Mason, Cospier
G/F	3	Wilson, Swenson, Zimmerman
Forward	3	Jackson, Williams, Stout
Center	2	Cooley, Ratliff

#### PRONUNCIATION GUIDE

Aaliyah	uh-LEE-uh
Malica	mal-i-ka
Keiryn	KEER-rynn
Kiara	key-ARE-uh
Briunna	BRE-uh-nah
Jailyn	JAY-lynn
Alecia	uh-LEE-c-uh
Yasmeen	yas-MEAN
Tari	TAR-e
Deffebaugh	DEFF-uh-baugh

#### STARTING LINEUPS

OPPONENT	GUARD	GUARD	FORWARD	FORWARD	CENTER
OK BAPT (Exh)	Monk	Mason	Jackson	Zimmerman	Cooley
SHSU	Monk	Mason	Jackson	Zimmerman	Cooley
ULM	Monk	Mason	Jackson	Zimmerman	Cooley
S DAKOTA	Monk	Mason	Jackson	Zimmerman	Cooley
STETSON	Monk	Mason	Jackson	Zimmerman	Cooley
vs. Memphis	Monk	Mason	Jackson	Zimmerman	Cooley
vs. Navy	Monk	Mason	Jackson	Zimmerman	Cooley
at Tulsa	Monk	Mason	Jackson	Zimmerman	Cooley
TEXAS TECH	Monk	Mason	Jackson	Zimmerman	Cooley
BUTLER	Monk	Mason	Jackson	Zimmerman	Cooley
at Mo State	Monk	Mason	Jackson	Zimmerman	Cooley
Northwestern St.	Monk	Mason	Jackson	Zimmerman	Cooley
ORU	Cospier	Mason	Jackson	Zimmerman	Cooley
OPPONENT	GUARD	GUARD	FORWARD	FORWARD	FORWARD
HBU	Cospier	Mason	Jackson	Zimmerman	Swenson
Ole Miss					
MISS STATE					
LSU					
Texas A&M					
Alabama					
VANDERBILT					
MISSOURI					
LSU					
GEORGIA					
S CAROLINA					
Florida					
Missouri					
KENTUCKY					
Tennessee					
Vanderbilt					
AUBURN					

# JESSICA JACKSON

## AMONG SEC LEADERS

Jessica Jackson ranks in the top-5 in several categories among the active leaders in the SEC

- ▶ 1. Scoring with 1674 points
- ▶ 1. Field Goals Made with 574
- ▶ 1. 3-Point Field Goals Made with 175
- ▶ 3. Rebounding with 652 boards
- ▶ 4. Blocks with 122

## ACTION JACKSON

- ▶ Jessica Jackson was the second fastest player in program history to reach 1,000 career points.
- ▶ She was the 19th player in program history to score at least 1,000 career points and grab at least 500 career rebounds reaching that milestone at LSU in 2016.
- ▶ Jackson became just the seventh player to score at least 1,000 career points, grab at least 500 rebounds and have at least 100 career blocks at Auburn as a junior.
- ▶ She is one of four players to score at least 1,500 points, grab 600+ rebounds and have at least 100 blocks at Arkansas
- ▶ Jessica Jackson ranks second in the SEC, averaging 18.1 points per game.

## JACKSON'S NUMBERS

- ▶ Scored in double figures in a season-best 13 games as a senior and 90 career games
- ▶ Fourteen career double doubles
- ▶ Scored 20+ points 24 times in her career/Four times as a senior
- ▶ She has been Arkansas' leading scorer (or tied for the lead) in 10 games this year
- ▶ She has been among Arkansas' leading rebounders in six games this year
- ▶ Ranks 13th with 652 career rebounds
- ▶ Ranks seventh with 122 career blocked shots
- ▶ Jessica Jackson has scored in double figures in the first half five times this year (Stetson, Tulsa, Navy, NSU, HBU), including two games with 10 points in the first quarter (Stetson and Tulsa).
- ▶ Jessica Jackson scored a career-high 34 points in the 101-40 win over Houston Baptist. It was her fourth 20+ point game of the year.
- ▶ Jessica Jackson ranks second in the SEC, averaging 18.1 points per game and second with 235 points scored (12/29/16).
- ▶ Also in the SEC: ranks 14th for rebounding (6.8), 13th for field goal percentage (.437), T10th in 3-pointers made (1.8), T11th in offensive rebounds (2.8), fourth in free throw attempts (72), fourth in free throws made (52) and fourth for field goal attempts (183) (12/29/16)

## POINTS/REBOUNDS/BLOCKS

Player	Points	Rebs	Blocks
Shemeka Christon (01-04)	1951	714	162
Delmonica DeHornay (88-91)	1785	641	235
<b>JESSICA JACKSON (14-PRES)</b>	<b>1674</b>	<b>652</b>	<b>122</b>
Sarah Watkins (10-13)	1386	604	201
Stephanie Bloomer (92-95)	1159	691	126
Amanda Holley (82-84)	1154	683	147
Kim Bunge (80-83)	1047	652	116

## POINTS

Name (Career)	Yr	Gp	Pts
1. Bettye Fiscus (81-85)	4	112	2,073
2. Shameka Christon (00-04)	4	123	1,951
3. Del. DeHornay (87-91)	4	115	1,785
4. Kimberly Wilson (93-97)	4	120	1,733
<b>5. JESSICA JACKSON (14-PRES.)</b>	<b>3+</b>	<b>104</b>	<b>1,674</b>
6. Shelly Wallace (85-89)	4	119	1,583
7. Wendi Willits (97-01)	4	131	1,574
8. C'eira Ricketts (09-12)	4	129	1,537
9. Christy Smith (94-98)	4	111	1,459
10. Karyn Karlin (96-00)	4	111	1,441



## THE NUMBERS

**1,674**

**CAREER POINTS**

**652**

**CAREER REBOUNDS**

**122**

**CAREER BLOCKS**

**104**

**CAREER GAMES PLAYED**

## DOUBLE FIGURE SCORING STREAKS

### FRESHMAN

- 25 games with 10+ points
- 18 games with 15+ points
- 7 games with 20+ points
- 1 game with 30+ points
- In season streak: 10 games

### SOPHOMORE

- 26 games with 10+ points
- 18 games with 15+ points
- 5 games with 20+ points
- In season streak: 12 games
- From FR to SO: 7 games

### JUNIOR

- 26 games with 10+ points
- 21 games with 15+ points
- 8 games with 20+ points
- In season streak: 10 games
- **From SO to JR: 18 games**

### SENIOR

- 13 games with 10+ points
- 8 games with 15+ points
- 4 games with 20+ points
- 1 game with 30+ points
- **In season streak: 13 games**
- From JR to SR: 15 games



## WHAT WE ARE TALKING ABOUT

- ▶ Arkansas is 4-20 in SEC openers since joining the league for the 1991-92 season. The Razorbacks are 0-2 in conference openers under head coach Jimmy Dykes. Arkansas is 3-7 when they open at home and 1-13 when their first SEC game is on the road. The last SEC opening road game win was at Mississippi State in 2006.
- ▶ Arkansas is 1-2 in SEC openers against Ole Miss, defeating the Rebels at home during the 1992-93 season and lost to the Rebels on the road during the 2001-02 season and the 2014-15 season.
- ▶ Arkansas begins SEC play on the road for the third time in three seasons under head coach Jimmy Dykes and the sixth time in seven seasons overall dating back to the start of the 2009-10 season.
- ▶ In SEC openers: Alabama (0-2); Auburn (0-1); Florida (0-2); Georgia (0-3); Kentucky (0-0); LSU (0-2); Ole Miss (1-1); Mississippi State (1-0); Missouri (0-0); South Carolina (1-3); Tennessee (1-5); Texas A&M (0-0); Vanderbilt (0-1).
- ▶ Arkansas has opened with Tennessee six times including a stretch of four in a row in 1997, 1998, 1999, 2000)
- ▶ Arkansas is 8-18 in road games under head coach Jimmy Dykes. That mark includes a 1-1 record this season and a 3-13 record in conference road games.
- ▶ Arkansas is 16-25 all-time against Ole Miss but has won the last two meetings, including a 60-49 win in last year's regular-season finale in Fayetteville. The win gave Arkansas seven SEC wins, its most under head coach Jimmy Dykes and the most since the 2011-12 season.
- ▶ Ole Miss holds a 15-2 advantage in games played in Oxford and won the most recent meeting in Oxford, 71-57, during the 2014-15 season. Arkansas' last win over Ole Miss in Oxford came during the 2012-13 season.
- ▶ Arkansas played Ole Miss in its first-ever SEC road game during the 1991-92 season, falling to the Rebels 66-65 in Oxford.
- ▶ Arkansas defeated Ole Miss 72-61 in the second round of the 2015 SEC Tournament for the first SEC Tournament win for Arkansas under head coach Jimmy Dykes.
- ▶ Arkansas is off to an 11-2 start for the first time under head coach Jimmy Dykes, the best start since a 13-0 start to the 2013-14 season.
- ▶ Arkansas finishes with an 11-2 nonconference regular-season record, the best under head coach Jimmy Dykes and the best since a 13-0 record during the 2013-14 season.
- ▶ Arkansas ranks fourth in the SEC in scoring defense allowing just 54.8 percent shooting from the floor.
- ▶ The Razorbacks have held eight of 13 opponents

below their season shooting average

- ▶ 8-0 when holding opponents below season shooting average
- ▶ Held four opponents to less than 30% from the floor
- ▶ Held eight opponents to less than 40% from the field
- ▶ Arkansas has won the rebounding battle in 11 of the 13 games this season, going 10-1 in those and improving to 33-8 when winning the rebounding battle under head coach Jimmy Dykes.
- ▶ Jessica Jackson (34 points), Keiryn Swenson (23 points) and Syndey Stout (8 points) all scored career highs, while Jailyn Mason recorded her first career double-double with 10 points and 11 assists against Houston Baptist.
- ▶ Jessica Jackson's 34 points against Houston Baptist is tied for second-most points by an SEC player this season and tied for the 11th-most points in Arkansas history.
- ▶ Jessica Jackson scored 30 or more points for the second time in her career and the first time since scoring 31 points as a freshman against Ole Miss on Jan. 19, 2014. She also grabbed a career-high 10 rebounds for her first double-double of the season and the 14th of her career.
- ▶ Arkansas ranks sixth in the SEC in field-goal percentage (.446) and fourth in the SEC in 3-point field-goal percentage (.371). Defensively, Arkansas ranks sixth in field-goal percentage defense (.355) and fifth in the 3-point field-goal percentage defense (.287).
- ▶ Arkansas ranks third in the SEC and 18th in the nation in the turnovers per game, committing just 13.2 turnovers per game.
- ▶ Arkansas ranks fourth in the SEC and 29th in the nation in scoring defense, holding opponents to 54.8 points per game.
- ▶ Arkansas ranks fourth in the SEC in defensive rebounding percentage (.401) and second in the SEC in defensive rebounding percentage (.732). Arkansas is one of two SEC schools, along with Mississippi State, to rank in the top four of both categories.
- ▶ Arkansas also ranks fourth in the SEC and 23rd in the nation in rebound margin, outrebounding opponents by 10.5 rebounds per game.

## PLAYER NOTES AND NUMBERS

- ▶ Among Arkansas' leading scorers: Jackson 10x; Swenson 1x; Cooley 1x; Monk 1x; Cospers 1x; Mason 1x
- ▶ Among Arkansas' leading rebounders: Jackson 6x; Cooley 3x; Zimmerman 3x; Mason 2x, Swenson 1x
- ▶ Six Razorbacks average 20+ minutes per game: Jackson, Monk, Cooley, Mason, Swenson, Zimmerman
- ▶ Jessica Jackson leads the team in points, scor-

## SEEING DOUBLE

### DOUBLE FIGURE GAMES

Jessica Jackson (90/24)	Times	20+ (30+)
2013-14	25	7 (1)
2014-15	26	5
2015-16	26	8
2016-17	13	4 (1)

Devin Cospers (17)	Times
2015-16	14
2016-17	3

Jordan Danberry (11)	Times
2015-16	10
2016-17	1

Alecia Cooley (13)	Times
2015-16	7
2016-17	6

Malica Monk (10)	Times
2015-16	3
2016-17	7

Keiryn Swenson (6)	Times
2016-17	6

Jailyn Mason (4)	Times
2016-17	4

Brianna Freeman (3)	Times
2016-17	3

Aaliyah Wilson (2)	Times
2016-17	2

Bailey Zimmerman (1)	Times
2016-17	1

## DOUBLE-DOUBLES

### Jessica Jackson

Pts	Reb	Opponent	Date
34	10	Houston Baptist	12-28-16
16	10	Florida	1-29-16
15	12	at Butler	12-13-15
13	10	Southeastern La.	11-13-15
20	13	SHSU	11-15-15
19	11	at Missouri	3-1-15
17	13	LSU	2-22-15
14	11	at Alabama	2-1-15
18	10	No. 5/8 Texas A&M	1-4-15
19	12	Savannah State	11-16-14
18	11	Tennessee Tech	12-20-13
23	10	at Florida	1-9-14
31	10	Ole Miss	1-19-14
19	12	Auburn	2-2-14
21	11	Ole Miss (SEC)	4-5-14

### Alecia Cooley

Pts	Reb	Opponent	Date
11	10	Florida	1-28-16
12	10	No. 24 Missouri	1-17-16
12	10	Missouri State	12-2-15
10	11	Memphis	12-25-16

### Jailyn Mason

Pts	Ast	Opponent	Date
10	11	Houston Baptist	12-28-16



ing average, field goal attempts, field goals made, 3-point field goal attempts, 3-point field goals made, free throw attempts, free throws made, offensive and defensive rebounds

- ▶ Alecia Cooley leads Arkansas in blocks
- ▶ Malica Monk leads the team in free throw percentage, assists and steals

### DYK - JAILYN MASON

- ▶ Jailyn Mason moved to point guard for two games (ORU, HBU).
- ▶ In that time, Mason has scored 29 points, had 14 assists, grabbed 10 rebounds and had just one turnover in 73 minutes of play.
- ▶ She ranks tied for 10th in the SEC with 3.5 assists per game
- ▶ Mason is sixth in the SEC with a 2.5 assist/turnover ratio
- ▶ She ranks tied for 22nd averaging 30.0 minutes played
- ▶ Her 11 assists versus HBU ranks tied for the sixth most in a game by an SEC player this season
- ▶ Mason had her first double-double with 10 points and 11 assists against HBU

### TEAM NOTES AND NUMBERS

- ▶ Arkansas has made 25+ field goals in seven games; the Razorbacks are 7-0 in those games
- ▶ Arkansas has made 5+ 3-pointers in 11 games and the team is 10-1 in those games
- ▶ The Razorbacks have made 15+ free throws in five games and are 4-1 in those contests
- ▶ Arkansas has scored 70+ points seven times; we are 7-0 in those games
- ▶ Arkansas has outscored its opponents 10 times in the first half, been tied once and been outscored twice in the first 20 minutes
- ▶ Arkansas' 101 points versus HBU was EXACTLY three years to the day since the last 100-point game (100-54 W over Mississippi Valley State)
- ▶ Arkansas posted a school record for second quarter (31) points and tied the record for third (34) third quarter points vs. HBU
- ▶ The HBU game saw season-bests for points, field goals, 3-pointers made and attempted, rebounds, assists, blocks and tied the mark for steals
- ▶ The HBU game is the second time this year (Memphis) four players have scored in double figures in one game.

### THE FOURTH QUARTER

- ▶ Arkansas is shooting 38.1% (69-181) in the fourth quarter
- ▶ Jessica Jackson 3.6 ppg in the final frame
- ▶ The Razorbacks are outrebounding opponents 149-109 in the fourth quarter
- ▶ Arkansas is outscoring opponents by a +1.5

margin and out rebounding them by +3.1

- ▶ Arkansas has committed more turnovers (40) than its opponents (34)
- ▶ Arkansas has outscored eight opponents in the fourth quarter winning six of those games and falling to Missouri State and ORU
- ▶ South Dakota, Navy, Texas Tech, Butler and NSU all outscored Arkansas in the fourth quarter but the Razorbacks won the game
- ▶ Arkansas outscored Tulsa 23-11 on the road - the largest margin this season

### RPI NOTES (12/29/16)

- ▶ Arkansas currently ranks No. 110 in the NCAA RPI report
- ▶ Arkansas is No. 71 in the Jeff Sagarin/CBN ratings
- ▶ Arkansas is No. 110 in the Warren Nolan rankings

### ARKANSAS' STARTERS

- ▶ The Razorback starters have scored 647 points - 67.96% of the team's points
- ▶ The starters have grabbed 317 rebounds - 58.27% of the total
- ▶ The starters have made 47 3-pointers and are 130-181 (.718) from the line

### ARKANSAS' BENCH

- ▶ The Razorback bench has outscored the opponent's bench 305-216 this year
- ▶ Alecia Cooley came off the bench versus HBU and leads the team's bench players with 10.0 ppg in that role
- ▶ Arkansas' bench has hit 29 3-pointers compared to just 14 by opponents

### WIN/LOSS STREAK (12/29/16)

- Arkansas is 11-2. The Razorbacks:
- ▶ Rank tied for fourth in the SEC and tied for 28th in the country with a 84.6 W/L percentage
  - ▶ Mississippi State is the only unbeaten team in the SEC (13-0)
  - ▶ Arkansas is one of seven SEC teams with 10+ wins

### STORYLINES

#### #BeArkansas

#BeArkansas - We keep the players who fit our program's needs home as well as show other great players what it means to represent the Razorbacks

- ▶ Five in-state players
- ▶ Five newcomers had offers from several other schools but chose Arkansas because of the coaching staff, the current players and the university
- ▶ Fayetteville No. 1 In Best Value. More: <http://bit.ly/2emfcaQ>.

### ON THIS DATE

Date	Arkansas	Opponent	Arkansas Score	Opponent Score	Location
Jan. 1					
1998	Arkansas	#1 UT	58	88	Knoxville
2012	Arkansas	#17/15 GA	57	67	Athens
Jan. 5					
1980	Arkansas	Pittsburg St.	60	59	
1983	Arkansas	NW St.	58	62	
1984	Arkansas	CP-Pomona	58	48	Las Vegas
1985	Arkansas	SMU	80	64	
1988	Arkansas	Texas	70	89	
1991	Arkansas	Houston	88	61	
1992	Arkansas	Memp. State	50	58	
1993	Arkansas	Oklahoma St.	47	62	
1997	Arkansas	MSU	84	67	Fayetteville
2001	Arkansas	Tulsa	101	60	
2003	Arkansas	Montana St.	85	37	
2006	Arkansas	MSU	66	45	Starkville
2008	Arkansas	Texas Tech	80	57	
2012	Arkansas	#6/7 KY	72	84	Lexington

- ▶ Be Relentless...Be Hard To Guard...Be the team no one wants to play

### Expectations

Dykes has high expectations for this season. He has nine returners and five newcomers who will impact the team from day one.

- ▶ Return 77.9% of our scoring including our top three scores (Jackson, Cosper, Danberry)
- ▶ Return 70.3% of our rebounding including three of the top four (lost Melissa Wolff)
- ▶ Nine returning players and five newcomers including ESPN No. 30 Aaliyah Wilson

### Awards \ Honors \ Goals

**Jessica Jackson** returns for her senior season as just the fourth player in program history to earn All-SEC First Team honors. Her goal is to elevate her game and get drafted by the WNBA at the end of the year.

Jackson was named **CollegeSportsMadness.com SEC Player of the Week** Dec. 5.

Newcomer **Aaliyah Wilson** is just the second McDonald's All-American to sign with Arkansas out of high school. Expectations are high for this freshman.

**Jailyn Mason** earned **SEC Freshman of the Week** honors Nov. 29, after helping the Razorbacks to the Nugget Classic title in Reno. It is her first collegiate honor and the first for Arkansas this season.

## WE ARE FAMILY

Several Razorback players hail from large families. Check out some of the family sizes here.

Briunna Freeman	9
Brittany, James, Leonard, Duntrez, Rhaheem, Javell, Shambrika, Kendra, Brandon	
Jessica Jackson	7
Chris, Adrian, Asia, Jennifer, Kailyn, Cedric, Khylan	
Alecia Cooley	7
Mia, Cojuan, Janava, Cheri, Laurie, Amber, Jasmine	
Yasmeen Ratliff	5
Stacia, Alexis, Sasha, Adonis, Darius	
Kiara Williams	4*
Jasmine Davis, Rodney Davis, Deunte Davis, Deundre Davis	
Bailey Zimmerman	3
John Paul, Jordan, Brooke	
Malica Monk	2
Mark, Mason	
Keiryn Swenson	2
Kameron, Konner	
Aalyah Wilson	2**
Devante, Alexis	
Devin Cospers	1
Sierra	
Sydney Stout	1
Savanna	
Jailyn Mason	14***
Roman, Amari, Elijah, Isaiah	

\*Williams also grew up with 2 aunts and a cousin in the household

\*\*Grandmother had 16 kids so she had a lot of cousins around

\*\*\*Has 14 siblings and is closest with the ones who are listed

### SPEAKING OF FAMILY

Bailey Zimmerman is a cousin of Arkansas men's basketball assistant coach Matt Zimmerman.

### Building a Strong Foundation

Jimmy Dykes is building a strong foundation. The goal is to win but he won't sacrifice the process. Academics, work ethic and attitude will impact playing time as much as a player's shooting percentage.

- ▶ Getting players who fit our style on and off the court
- ▶ Getting things done in the classroom - six consecutive semesters above a 3.0 GPA

### HOME SWEET HOME

- ▶ Arkansas is 254-97 in 24 seasons in Bud Walton
- ▶ Jimmy Dykes is 28-11 in BWA (8-6/11-4/7-1)

### 2016-17 NEWCOMERS

#### FRESHMAN VIDEOS

Get to know our newcomers in their own words. Watch Now!

MASON - [bit.ly/MasonShoe](http://bit.ly/MasonShoe)

Ratliff - [bit.ly/YasRatliff](http://bit.ly/YasRatliff)

Stout - [bit.ly/GTKStout](http://bit.ly/GTKStout)

Williams - [bit.ly/KiaraWilliams](http://bit.ly/KiaraWilliams)

Wilson - [bit.ly/AWilsonHorses](http://bit.ly/AWilsonHorses)

- ▶ Yasmeen Ratliff is the daughter of long-time NBA player Theo Ratliff
- ▶ Ratliff says defense is her strength
- ▶ Kiara Williams grew up in a busy household with two step-brothers, a little sister and little brother, a cousin and two aunts
- ▶ Williams is a big fan of the Marvel superhero movies
- ▶ Jailyn Mason has an Air Jordan shoe collection
- ▶ Check out the photos of Mason's collection here > [bit.ly/MasonShoe](http://bit.ly/MasonShoe)
- ▶ Aaliyah Wilson has three siblings and a lot of cousins - her grandmother had 16 children
- ▶ Wilson loves to ride horses and has owned a couple of horses

### DEEP BENCH-WITH EXPERIENCE

Last season, Arkansas had just three returners who had played minutes for head coach Jimmy Dykes. This year, the Razorbacks returned nine players who saw action in games last season. The returners had 290 combined games of experience, 2,367 career points and 1,065 career rebounds prior to the 2016-17 season.

- ▶ Arkansas welcomed eight newcomers in 2015-16 and was the youngest team in the SEC and fifth-youngest in the country in terms of current players with minutes under the current head coach.
- ▶ This year, the Razorbacks return nine of 12 players from a year ago and have two seniors on the roster making them much more experienced than a year ago.

### DOUBLE DIGIT SCORING IN THE FIRST HALF

- ▶ Malica Monk was the first player to score in double figures in the first half of a game with 10 points against Sam Houston State.
- ▶ Jessica Jackson scored in double figures in the first half five times this year:
  - ✓ Stetson with 11
  - ✓ Navy with 14
  - ✓ at Tulsa with 10
  - ✓ Northwestern State with 17
  - ✓ HBU with 20 (in 15 minutes)
- ▶ Jessica Jackson had 10 points in the first quarter against Stetson. It is the second time in her career she had double figure points in the 1Q
- ▶ Jessica Jackson added a third time with 10 points in 1Q at Tulsa
- ▶ Alecia Cooley had 10 points in the first half against Memphis
- ▶ Keiryn Swenson became the fourth different Razorback with double digits in the first 20 minutes when she had 12 against Butler
- ▶ Devin Cospers added her name to this list with double digits in the first 20 minutes at Missouri State. She finished with a career-best 18 points.

### TOUGH SCHEDULE IN 2016-17

The SEC is always a tough place to play and this year is no exception

- Arkansas faces seven ranked or receiving votes (as of 12/27/16) opponents for eight games in SEC play
- This includes No. 5 Mississippi State, No. 6 South Carolina, No. 17 Kentucky, RV (11) Tennessee, (7) Texas A&M, (3) Ole Miss, (2) Vanderbilt
- The Razorbacks have a stretch in which five of seven opponents are ranked or getting votes
- Two of those contests are on the road
- The SEC sent nine teams to the NCAA Tournament and one other to the WNIT last season

It's not just the SEC either. The Razorbacks have put together a non-conference schedule that will allow the team to find itself while getting tough for league play:

- Arkansas hosted WNIT Champ South Dakota
- The Razorbacks travel to Missouri State who took part in last year's NCAA Tournament
- Northwestern State picked sixth/T5th; Houston Baptist picked 8th/8th; Sam Houston State picked 9th/9th in Southland preseason coach's/sports information director's polls
- Stetson and Texas Tech are 8-3, South Dakota 10-2

## PREVIOUS GAME NOTES

- ▶ The win over Stetson denied the Hatters a 5-0 start for the first time in program history.
- ▶ The win over South Dakota snapped an eight-game winning streak. That was the second-longest winning streak in the nation at that time.
- ▶ Arkansas held Tulsa to season lows in field-goal percentage (29.7 percent), 3-point field-goal percentage (14.3 percent) and scoring (50 points).
- ▶ Held Stetson to two offensive rebounds; Held Tulsa to season low field goal percentage (29.7) and 3-point field goal percentage (14.3)
- ▶ Arkansas had 11 consecutive defensive stops in the fourth quarter in a come-from-behind win at Tulsa
- ▶ Arkansas defeated Tulsa 57-50, when trailing 39-34 after three quarters. Since the NCAA switched to four quarters for the 2015-16 season, the only other time that Arkansas won when trailing after three quarters was Feb. 18, 2016, at home against Alabama, when Arkansas trailed 51-48 and came back to win 69-67.
- ▶ Arkansas defeated Texas Tech 66-60, to improve to 2-1 all-time in the SEC/Big 12 Challenge, and also help the SEC to a 6-4 win over the Big 12 in the SEC/Big 12 Challenge this season.
- ▶ Opened with 10-0 run holding Butler without a point for the first 4:57 of the game
- ▶ Arkansas held Northwestern State to 36 points, including 13 first-half points, both season lows for points allowed by Arkansas. The 41-13 half-time lead also represented their largest half-time lead this season.
- ▶ Arkansas closed nonconference play with a 101-40 win over Houston Baptist, eclipsing the century mark for the first time since scoring 100 in a 100-54 win over Mississippi Valley State on Dec. 28, 2013.
- ▶ Arkansas set season highs for points in the first half (54 points), halftime lead (30 points), points in a game (101 points) and margin of victory (61 points) against Houston Baptist.
- ▶ Also against Houston Baptist, Arkansas set season highs with 10 3-point field goals and 27 assists. Jailyn Mason set a career high and an Arkansas individual season high with 11 assists.
- ▶ Arkansas set the school record with 31 points in the second quarter and tied the school record with 34 points in the third quarter, outscoring Houston Baptist 65-18 in the middle frames.

- ▶ Arkansas shot 52.1 percent from the floor against Houston Baptist, its third game to shoot 50 percent or better and its seventh game to shoot 45 percent or better this season.
- ▶ Arkansas held Houston Baptist to 24.1 percent shooting, the second-lowest field-goal percentage allowed by Arkansas and the fourth game that Arkansas has held an opponent under 30 percent shooting this season.

## A MAJOR ACCOMPLISHMENT

Alecia Cooley	Communication
Devin Cosper	Communication
Briunna Freeman	Psychology
Jessica Jackson	Rec. & Sport Management
Jailyn Mason	Journalism: News/Editorial
Malica Monk	Rec. & Sport Management
Yasmeen Ratliff	Apparel Merch./Product Dev.
Tatiyana Smith	Criminal Justice
Sydney Stout	Management
Keiry Swenson	Accounting
Kiara Williams	Agricultural Business
Aaliyah Wilson	Pre-Physical Therapy
Bailey Zimmerman	Apparel Merch./Product Dev.

## AP TOP 25 (12.26.16)

RK	TEAM	RECORD	PTS
1	Connecticut (33)	11-0	825
2	Notre Dame	11-1	767
3	Baylor	11-1	759
4	Maryland	12-0	740
5	Mississippi State	13-0	679
6	South Carolina	10-1	664
7	Florida State	12-1	629
8	Louisville	12-2	593
9	Washington	12-1	539
10	UCLA	9-2	517
11	Miami	11-1	473
12	West Virginia	12-0	451
13	Stanford	9-2	408
14	Ohio State	10-4	400
15	Duke	11-1	310
16	Texas	6-4	272
17	Kentucky	9-3	251
18	Arizona State	9-2	247
19	Virginia Tech	12-0	227
20	Colorado	10-1	188
21	California	12-0	159
22	Oregon State	10-1	147
23	South Florida	10-1	117
24	Oklahoma	9-3	112
25	Syracuse	9-4	76

Others receiving votes: DePaul 60, Kansas State 22, Oregon 18, USC 17, Gonzaga 12, Tennessee 11, Oklahoma State 8, Texas A&M 7, Utah 4, Northwestern 4, Ole Miss 3, Vanderbilt 2, Marquette 2, Green Bay 1, Clemson 1, Michigan 1, Georgetown 1, Boise State 1

## USA TODAY COACHES POLL (12.27.16)

RK	TEAM	RECORD	PTS
1	Connecticut (32)	11-0	800
2	Notre Dame	11-1	757
3	Maryland	12-0	730
4	Baylor	11-1	709
5	Mississippi State	13-0	663
6	South Carolina	10-1	650
7	Florida State	12-1	610
8	Louisville	12-2	575
9	Washington	12-1	534
10	UCLA	9-2	495
11	Miami	11-1	468
12	West Virginia	12-0	441
13	Ohio State	10-4	396
14	Stanford	9-2	383
15	Oregon State	10-1	328
16	Texas	6-4	267
17	Duke	11-1	259
18	California	12-0	240
19	Arizona State	9-2	235
20	Virginia Tech	12-0	172
21	Syracuse	9-4	154
22	DePaul	8-4	137
23	Kentucky	9-3	107
24	Oklahoma	9-3	80
25	South Florida	10-1	76

Others receiving votes: Michigan State 29, Oklahoma State 22, Gonzaga 15, Green Bay 14, Michigan 12, Texas A&M 11, Northwestern 9, Utah 6, Tennessee 6, Colorado 3, Temple 2, Oregon 2, Tulane 1, Penn State 1, LSU 1



## STATS & STANDINGS

TEAM	SEC			OVERALL		
	W	L	PCT.	W	L	PCT.
Mississippi State	0	0	.000	14	0	1.000
Alabama	0	0	.000	12	1	.923
South Carolina	0	0	.000	10	1	.909
Arkansas	0	0	.000	11	2	.846
LSU	0	0	.000	11	2	.846
Ole Miss	0	0	.000	11	2	.846
Texas A&M	0	0	.000	10	3	.769
Vanderbilt	0	0	.000	10	3	.769
Kentucky	0	0	.000	9	3	.750
Auburn	0	0	.000	10	4	.714
Missouri	0	0	.000	10	4	.714
Florida	0	0	.000	9	4	.692
Tennessee	0	0	.000	7	4	.636
Georgia	0	0	.000	8	5	.615

## SEC & NCAA STATS (12/29/16)

CATEGORY (All Games)	SEC*	NCAA
Scoring Defense	4 (54.8)	29
Scoring Margin	5 (+18.5)	28
3-Point FG Percentage	4 (.371)	38
3-Point FG Percentage Defense	5 (.287)	75
Rebounding Offense	5 (41.8)	
Rebounding Defense	3 (31.3)	
Rebounding Margin	4 (+10.9)	23
Blocked Shots	5 (4.4)	69
Assist/Turnover Ratio	T2 (1.2)	37
Defensive Rebounding Percentage	2 (.732)	
Offensive Rebounding Percentage	4 (.401)	
3-Pointers Made	T5 (5.8)	112

\*Top five only

## INDIVIDUAL

CATEGORY (All Games)	SEC	NCAA
Scoring   Jessica Jackson	2 (18.1)	53
Points   Jessica Jackson	2 (235)	27
FGM   Jessica Jackson	8 (80)	58
FBA   Jessica Jackson	4 (183)	43
Rebounding   Jessica Jackson	14 (6.8)	
FT Made   Jessica Jackson	t (52)	44
FTA   Jessica Jackson	4 (72)	37
FG Percentage   Jessica Jackson	13 (.437)	187
Assists   Malica Monk	T11 (3.5)	223
Assists   Jailyn Mason	T11 (3.5)	235
Steals   Malica Monk	T14 (1.9)	208
3-Pointers Made   Jessica Jackson	T10 (1.8)	
Blocks   Alecia Cooley	T12 (1.2)	180
Assist/TO Ratio   Jailyn Mason	6 (2.4)	39
Assist/TO Ratio   Malica Monk	5 (2.4)	49
Offensive Reb.   Jessica Jackson	T11 (2.8)	

## SEC SCHEDULE

### JANUARY 1 (Sunday)

*Auburn at Florida (SECN+)	2:00 p.m. ET
*Arkansas at Ole Miss (SEC Network)	4:00 p.m. CT
*LSU at Mississippi State (SEC Network)	2:00 p.m. CT
*Georgia at Missouri (SEC Network)	12:00 p.m. CT
*Alabama at South Carolina (ESPN2)	2:00 p.m. ET
*Kentucky at Tennessee (ESPN2)	4:00 p.m. ET

### 2 (Monday)

*Vanderbilt at Texas A&M (SEC Network)	6:00 p.m. CT
--	--------------

### 5 (Thursday)

*Ole Miss at Alabama (SECN+)	7:00 p.m. CT
*Mississippi State at Arkansas (SECN+)	7:00 p.m. CT
*South Carolina at Auburn (SECN+)	6:00 p.m. CT
*Texas A&M at Georgia (SECN+)	7:00 p.m. ET
*Missouri at Kentucky (SEC Network)	7:00 p.m. ET
*Florida at LSU (SECN+)	7:00 p.m. CT
*Tennessee at Vanderbilt (SEC Network)	8:00 p.m. CT

## ABOUT OUR OPPONENT

### OLE MISS LADY REBELS

- ▶ Ole Miss went 10-20 overall and 2-14 in SEC play in 2015-16, finishing in 14th place in the SEC regular-season standings. Ole Miss returns four starters and eight letterwinners from that team.
- ▶ Picked to finish 14th in the SEC preseason coaches' poll, Ole Miss enters SEC play with an 11-2 record, including a 9-0 record at home. The Rebels have also won five straight games overall since losing to No. 16 West Virginia on Dec. 4, including a win over No. 25 Oregon on Dec. 14.
- ▶ Ole Miss has already surpassed last year's entire win total (10) and won 10 or more nonconference games for just the third time since 2008-09. The 11 nonconference wins are also the most since also winning 11 nonconference games during the 2008-09 season.
- ▶ Ole Miss has three players averaging in double figures, led by Madinah Muhammad (14.1 points per game) and Shandricka Sessom (12.8 points per game). Erika Sisk averages 10.3 points per game and also leads the team and ranks second in the SEC, dishing out 4.9 assists per game.
- ▶ Ole Miss leads the SEC in scoring defense (49.2 points per game), field-goal percentage defense (.319) and 3-point field-goal percentage defense (.208). Ole Miss also ranks third, fourth and first nationally in those three respective categories.
- ▶ Ole Miss also ranks second in the SEC and eighth nationally in turnovers forced (23.7 turnovers/game). The Rebels have two of the SEC's top five players in steals per game in Erika Sisk (3rd, 2.5 steals/game) and Madinah Muhammad (5th, 2.4 steals/game).

### SERIES NOTES

- ▶ All Time: 16-25
- ▶ Fayetteville: 11-5
- ▶ Oxford: 2-15
- ▶ Neutral: 3-4
- ▶ In SEC Opener: 1-1
- ▶ Streak: Arkansas W2

	ARK	OM
Scoring	952	964
PPG	73.2	74.2
Margin	+18.5	+25.0
Field Goals	351	352
Attempted	787	826
Pct	.446	.426
3-Point FG	76	83
Attempted	205	240
3PTPG	5.8	6.4
Pct.	.371	.346
Free Throws	174	177
Attempted	253	262
FTPG	13.4	13.6
Pct.	.688	.676
Rebounds	544	531
RPG	41.8	40.8
Margin	+10.5	+3.8
Assists	201	196
APG	15.5	15.1
Turnovers	171	202
TPG	13.2	15.5
TO Margin	+2.5	+8.2
Steals	102	158
SPG	7.8	12.2
Blocks	57	48
BPG	4.4	3.7

### OLE MISS.....16-25

Games: 41

SEC: 15-22

Series Record: Arkansas trails 15-24

Fayetteville: 11-5

Oxford: 2-15

Neutral: 3-5

12/14/1985	AR	61	#8 MS	76	Oxford
12/9/1987	AR	72	#8 MS	88	Pine Bluff
12/7/1988	AR	63	#9 MS	75	Oxford
12/15/1990	#13 AR	79	#8 MS	70	Fayetteville
1/4/1992	AR	65	MS	66	Oxford
1/2/1993	AR	73	MS	72	Fayetteville
1/16/1994	AR	54	MS	56	Oxford
1/14/1995	AR	74	#17 MS	75	Fayetteville
2/17/1996	AR	62	#21 MS	73	Oxford
3/1/1996	AR	73	#23 MS	76	Chattanooga
2/16/1997	#21 AR	71	MS	62	Fayetteville
2/14/1998	AR	50	MS	68	Oxford
2/14/1999	AR	73	MS	80	Fayetteville
2/27/2000	AR	63	MS	78	Oxford
2/24/2001	AR	82	MS	64	Fayetteville
1/6/2002	AR	46	MS	81	Oxford
2/28/2002	AR	78	MS	60	Nashville
2/9/2003	#14 AR	62	MS	60	Fayetteville
1/11/2004	AR	67	MS	61	Fayetteville
2/29/2004	AR	73	MS	84	Oxford
1/9/2005	AR	73	MS	85	Oxford
1/30/2005	AR	52	MS	75	Fayetteville
2/26/2006	AR	78	MS	85	Oxford
3/2/2006	AR	64	MS	94	N. Little Rock
2/4/2007	#20 AR	87	MS	90 (2OT)	Fayetteville
1/13/2008	AR	55	MS	63	Oxford
2/15/2009	AR	70	MS	59	Fayetteville
3/5/2009	AR	60	MS	65	N. Little Rock
1/10/2010	AR	71	MS	86	Oxford
2/18/2010	AR	67	MS	59	Fayetteville
1/23/2011	#23 AR	65	MS	69	Fayetteville
2/17/2011	AR	56	MS	53	Oxford
1/12/2012	AR	54	MS	60	Oxford
3/1/2012	AR	67	MS	47	Nashville (SEC)
1/31/2013	AR	77	MS	66	Oxford
3/3/2013	AR	93	MS	52	Fayetteville
1/19/2014	AR	68	MS	65	Fayetteville
3/5/2015	AR	62	MS	63	Duluth (SEC)
1/2/2015	AR	57	MS	71	Oxford
3/5/2015	RV AR	72	MS	61	N. Little Rock
2/28/2016	AR	60	MS	49	Fayetteville

## ARKANSAS RECORD WHEN ...

.....'16-'17.....Dykes		
Scoring First.....7-2.....NA		
Leading at Halftime.....9-1.....33-9		
Tied at Halftime.....1-0.....3-0		
Trailing at Halftime.....1-1.....5-25		
Shoots 45% or better.....7-0.....15-0		
Shoots less than 45%.....4-2.....26-34		
Opponent shoots less than 45%.....10-1.....38-21		
Opponents shoots 45% or better.....1-1.....3-12		
Outrebound opponent.....10-1.....33-8		
Ties opponent rebounds.....0-0.....2-3		
Outrebounded by opponent.....1-1.....5-23		
Fewer Turnovers.....7-1.....23-17		
Same number of turnovers.....0-1.....4-5		
More TOs than opponent.....4-0.....14-12		
Overall.....11-2.....41-34		
Home.....8-1.....27-11		
Road.....1-1.....8-18		
Neutral.....2-0.....6-5		
Nonconference.....11-2.....28-15		
Nonconference home.....8-1.....17-5		
Nonconference away.....1-1.....5-5		
Nonconference neutral.....2-0.....6-5		

In November.....7-0.....15-4
In December.....4-2.....11-8
In January.....x.....6-11
In February.....x.....7-7
In March.....x.....2-4

On Monday.....1-0.....5-1
On Tuesday.....x.....x
On Wednesday.....3-1.....5-3
On Thursday.....1-0.....9-10
On Friday.....2-0.....6-3
On Saturday.....2-0.....3-1
On Sunday.....2-1.....13-16

White Uniforms.....10-1
Cardinal Uniforms.....1-1
Shots at the Buzzer (Quarter, Half or Game)
Jessica Jackson
SD 4Q (:09); TTU 1Q (3pt :01); NSU 2Q (3pt :01)
Jailyn Mason
Memphis 1Q (3pt :00); Texas Tech 2Q (:06); ORU 1Q (:04)
Aaliyah Wilson
Texas Tech 3Q (3pt :02)
Malica Monk
Memphis 3Q (layup :01); Butler 1Q (:04)
Devin Cospser
Butler 3Q (3 pt :02)
Sydney Stout
HBU 2Q (2pt :03)

## 2016-17 Margin of Victory/Defeat

	1	2	3	4	5	6	7	8	9	10	11-15	16-19	20+	Record
Wins	-	-	2	-	-	1	1	-	-	-	-	2	5	11
Losses	-	1	-	-	-	-	-	-	-	1	-	-	0	2

### Most First Period Points

2016-17	25	SHSU (11-11-16)
All-Time	27	SELA (11-13-15)
Opponent	25	SDSU (11-18-15)

### Most Third Period Points

2016-17	34	HBU (12-28-16)*
All-Time	34	HBU (12-28-16)*
Opponent	29	at #2 S. Carolina (1-3-16)

### Fewest First Period Points

2016-17	20	Stetson (11-21-16)
All-Time	3	#5/6 Texas (12-20-15)
Opponent	6	SHSU (11-11-16)

### Fewest Third Period Points

2016-17	8	at Tulsa (11-30-16)
All-Time	7	at #2 SC (1-3-16)
Opponent	4	LSU (1-21-16)

### Most Second Period Points

2016-17	31	HBU (12-28-16)
All-Time	31	HBU (12-28-16)
Opponent	35	at #2 S. Carolina (1-3-16)

### Most Fourth Period Points

2016-17	23	at Tulsa (11-30-16)*
All-Time	32	Tulsa (11-23-15)
Opponent	27	Georgia (2-25-16)

### Fewest Second Period Points

2016-17	5	at Tulsa (11-30-16)
All-Time	5	at Tulsa (11-30-16)
Opponent	5	#5/6 Texas (12-20-15)

### Fewest Fourth Period Points

2016-17	12	Butler (12-7-16)
All-Time	5	#7 Ore. St. (11-28-15)
Opponent	10	#24 Missouri (1-17-16)*

### Most First Half Points

2016-17	54	HBU (12-28-16)
All-Time	65	Tenn State (11-27-88)
Opponent	63	Texas (1-9-89)

### Largest Margin of Victory

2016-17	61	HBU (12-28-16)
All-Time	79	(108-29) B Wesleyan (2-18-77)
Opponent	54	(28-82) La Tech (11-30-78)

### Fewest First Half Points

2016-17	26	at Tulsa (11-30-16)
All-Time	11	at Missouri (3-1-15)*
Opponent	8	Montana State (1-5-03)

### \*Most Recent

### Jump Balls Won

Arkansas	7
Opponent	6

### 1H Double Figures

Jackson	5
Monk	1
Cooley	1
Swenson	2
Cosper	1
Jackson	3

### 10+ Rebounds

Cooley	1
Jackson	1

### Scored First Points

Jackson	5
Zimmerman	4
Mason	2
Cooley	1
Cosper	1

### Swenson

Cosper	1
Jackson	3

### 5+ Assists/10+ Assists

Mason	4/1
Monk	3
Cosper	1

### First Off The Bench

Wilson	3
Swenson	4
Cosper	3
Freeman	2
Stout	2
Cooley	1
Williams	1
Wilson	1

### Rebounding Leader

Jackson	6
Cooley	4
Swenson	2
Zimmerman	1
Mason	4
Freeman	3
Cosper	3
Wilson	1
Zimmerman	1

### Double-Doubles

Jackson	1
Mason	1
Cooley	1

### Points Leader

Jackson	10
Cooley	1
Cosper	1
Swenson	1
Monk	1
Mason	1

### 10+ Points

Jackson	13
Monk	6
Swenson	6
Cooley	6
Mason	4
Freeman	3
Cosper	3
Wilson	1
Zimmerman	1

### Charges Drawn

Swenson	4
Zimmerman	3
Monk	2
Jackson	2
Wilson	1
Cooley	1

### 3-Point Leader

Jackson	8
Swenson	4
Zimmerman	2
Mason	1
Wilson	1
Cosper	1

### 15+ Points

Jackson	8
Swenson	2
Monk	1
Cosper	1
Mason	1

### Forced 10-Second

Violations	2
------------	---

### Forced Opponent

Shot Clock Violations	15
-----------------------	----

### 20+ Points/30+ Points

Jackson	4/1
---------	-----



**@RazorbackWBB STATISTICS**  
**ARKANSAS Combined Team Statistics (as of Dec 29, 2016)**  
**All games**

<b>RECORD:</b>	<b>OVERALL</b>	<b>HOME</b>	<b>AWAY</b>	<b>NEUTRAL</b>
ALL GAMES	11-2	8-1	1-1	2-0
CONFERENCE	0-0	0-0	0-0	0-0
NON-CONFERENCE	11-2	8-1	1-1	2-0

##	Player	gp-gs	min	avg	Total		3-Point		F-Throw		Rebounds				pf	dq	a	to	blk	stl	pts	avg
					fg-fga	fg%	3fg-fga	3fg%	ft-fga	ft%	off	def	tot	avg								
00	JACKSON, Jessica	13-13	386	29.7	80-183	.437	23-59	.390	52-72	.722	37	51	88	6.8	29	0	22	28	11	11	235	18.1
03	MONK, Malica	11-11	317	28.8	43-85	.506	2-6	.333	24-31	.774	9	19	28	2.5	23	1	39	16	1	21	112	10.2
04	SWENSON, Keiryn	13-1	291	22.4	42-74	.568	16-28	.571	18-22	.818	23	35	58	4.5	18	0	7	8	12	6	118	9.1
12	FREEMAN, Briunna	5-0	72	14.4	16-23	.696	0-0	.000	9-14	.643	7	6	13	2.6	8	0	1	6	1	8	41	8.2
35	COOLEY, Alecia	13-12	290	22.3	36-74	.486	0-0	.000	32-44	.727	30	48	78	6.0	16	0	15	25	16	5	104	8.0
14	MASON, Jailyn	13-13	390	30.0	45-103	.437	7-16	.438	4-7	.571	12	48	60	4.6	23	0	45	18	2	13	101	7.8
21	COSPER, Devin	12-2	222	18.5	29-81	.358	6-25	.240	10-15	.667	1	27	28	2.3	8	0	28	12	4	15	74	6.2
22	ZIMMERMAN, Bailey	13-13	309	23.8	23-62	.371	11-37	.297	10-21	.476	15	43	58	4.5	18	0	19	15	3	13	67	5.2
24	DANBERRY, Jordan	6-0	72	12.0	8-19	.421	2-3	.667	10-13	.769	10	13	23	3.8	10	0	4	12	0	2	28	4.7
02	WILSON, Aaliyah	9-0	152	16.9	15-57	.263	6-24	.250	3-4	.750	7	27	34	3.8	13	0	20	20	4	6	39	4.3
10	WILLIAMS, Kiara	8-0	71	8.9	10-18	.556	0-0	.000	2-10	.200	7	15	22	2.8	13	0	1	5	2	2	22	2.8
20	STOUT, Sydney	4-0	28	7.0	4-8	.500	3-7	.429	0-0	.000	0	7	7	1.8	4	0	0	2	1	0	11	2.8
Team											26	21	47				4					
Total.....		13	2600		351-787	.446	76-205	.371	174-253	.688	184	360	544	41.8	183	1	201	171	57	102	952	73.2
Opponents.....		13	2600		271-763	.355	62-216	.287	108-154	.701	132	275	407	31.3	224	3	136	204	41	88	712	54.8

TEAM STATISTICS	AR	OPP	Date	Opponent	Score	Att.
SCORING	952	712	11/11/16	SAM HOUSTON STATE	w 71-39	4330
Points per game	73.2	54.8	11/13/16	LA-MONROE	w 92-46	3156
Scoring margin	+18.5	-	11/17/16	SOUTH DAKOTA	w 70-67	1054
FIELD GOALS-ATT	351-787	271-763	11/21/16	STETSON	w 79-62	1179
Field goal pct	.446	.355	! 11/25/16	vs Memphis	w 91-61	1662
3 POINT FG-ATT	76-205	62-216	! 11/26/16	vs NAVY	w 70-67	838
3-point FG pct	.371	.287	11/30/16	at Tulsa	w 57-50	514
3-pt FG made per game	5.8	4.8	^ 12/03/16	TEXAS TECH	w 66-60	1370
FREE THROWS-ATT	174-253	108-154	12/07/16	BUTLER	w 68-50	1017
Free throw pct	.688	.701	12/11/16	at Missouri State	L 62-64	3094
F-Throws made per game	13.4	8.3	12/18/16	NWST	w 65-36	1025
REBOUNDS	544	407	12/21/16	ORU	L 60-70	1721
Rebounds per game	41.8	31.3	12/28/16	HOUSTON BAPTIST	w 101-40	1361
Rebounding margin	+10.5	-				
ASSISTS	201	136				
Assists per game	15.5	10.5	! = Nugget Classic (Reno, Nev.)			
TURNOVERS	171	204	^ = SEC/Big 12 Challenge (Fayetteville, Ark.)			
Turnovers per game	13.2	15.7	* = Conference game			
Turnover margin	+2.5	-				
Assist/turnover ratio	1.2	0.7				
STEALS	102	88				
Steals per game	7.8	6.8				
BLOCKS	57	41				
Blocks per game	4.4	3.2				
ATTENDANCE	16213	6108				
Home games-Avg/Game	9-1801	2-1804				
Neutral site-Avg/Game	-	2-1250				

Score by Periods	1st	2nd	3rd	4th	Totals
ARKANSAS	271	222	248	211	952
Opponents	159	170	191	192	712





**@RazorbackWBB STATISTICS**  
 ARKANSAS Combined Team Statistics (as of Mar 04, 2016)  
**Conference games**



RECORD:	OVERALL	HOME	AWAY	NEUTRAL
ALL GAMES	7-9	6-2	1-7	0-0
CONFERENCE	7-9	6-2	1-7	0-0
NON-CONFERENCE	0-0	0-0	0-0	0-0

#	Player	gp-gs	min	avg	Total		3-Point		F-Throw		Rebounds				pf	dq	a	to	blk	stl	pts	avg
					fg-fga	fg%	3fg-fga	3fg%	ft-fa	ft%	off	def	tot	avg								
00	JACKSON, Jessica	16-16	522	32.6	88-214	.411	24-78	.308	56-76	.737	20	65	85	5.3	52	3	15	40	15	12	256	16.0
21	COSPER, Devin	16-15	446	27.9	55-166	.331	15-54	.278	22-36	.611	4	45	49	3.1	27	0	24	44	0	20	147	9.2
24	DANBERRY, Jordan	16-4	308	19.3	42-116	.362	1-12	.083	27-45	.600	14	28	42	2.6	38	1	43	40	1	14	112	7.0
15	BROOKS, Kelsey	15-10	377	25.1	29-81	.358	17-47	.362	26-36	.722	7	27	34	2.3	29	0	32	27	1	14	101	6.7
33	WOLFF, Melissa	16-16	507	31.7	37-101	.366	0-2	.000	21-32	.656	41	72	113	7.1	42	0	20	35	7	15	95	5.9
35	COOLEY, Alecia	16-16	391	24.4	32-78	.410	0-0	.000	29-37	.784	29	46	75	4.7	30	1	9	17	5	7	93	5.8
03	MONK, Malica	13-2	217	16.7	24-67	.358	1-5	.200	1-2	.500	2	11	13	1.0	32	1	18	26	1	8	50	3.8
04	SWENSON, Keiryn	15-0	187	12.5	14-46	.304	2-12	.167	3-6	.500	20	13	33	2.2	8	0	3	6	2	0	33	2.2
32	WEST, Khadijah	15-0	148	9.9	10-27	.370	0-0	.000	1-5	.200	13	21	34	2.3	29	1	3	11	5	8	21	1.4
12	FREEMAN, Briunna	16-1	120	7.5	7-24	.292	0-0	.000	0-2	.000	11	8	19	1.2	22	0	4	15	1	5	14	0.9
25	SMITH, Tatiyana	2-0	4	2.0	0-0	.000	0-0	.000	0-0	.000	0	0	0	0.0	0	0	0	0	0	0	0	0.0
22	ZIMMERMAN, Bailey	6-0	23	3.8	0-5	.000	0-3	.000	0-2	.000	2	1	3	0.5	1	0	0	3	0	1	0	0.0
Team											31	40	71				5					
Total.....		16	3250		338-925	.365	60-213	.282	186-279	.667	194	377	571	35.7	310	7	171	269	38	104	922	57.6
Opponents.....		16	3251		385-952	.404	84-275	.305	199-275	.724	208	420	628	39.2	283	9	233	263	68	135	1053	65.8

TEAM STATISTICS	AR	OPP	Date	Opponent	Score	Att.
SCORING	922	1053	* 01/03/16	at #2/2 South Carolina	L 32-85	13407
Points per game	57.6	65.8	* 01/07/16	#13/10 TEXAS A&M	w 67-61	1494
Scoring margin	-8.2	-	* 01/10/16	at #5/6 Mississippi State	L 55-80	5712
FIELD GOALS-ATT	338-925	385-952	* 01/14/16	#13/15 TENNESSEE	w 64-59	1644
Field goal pct	.365	.404	* 01/17/16	#24 MISSOURI	w 64-52	4160
3 POINT FG-ATT	60-213	84-275	* 01/21/16	at LSU	w 48-44	2084
3-point FG pct	.282	.305	* 01/24/16	at Auburn	Lot 60-71	2807
3-pt FG made per game	3.8	5.3	* 01/28/16	FLORIDA	Lot 66-71	1576
FREE THROWS-ATT	186-279	199-275	* 01/31/16	NO. 13 MISS STATE	L 55-65	5273
Free throw pct	.667	.724	* 02/04/16	at No. 23 Tennessee	L 57-75	9414
F-Throws made per game	11.6	12.4	* 02/08/16	VANDERBILT	w 57-56	1946
REBOUNDS	571	628	* 02/14/16	at Missouri	L 48-69	4766
Rebounds per game	35.7	39.2	* 02/18/16	ALABAMA	w 69-67	1591
Rebounding margin	-3.6	-	* 02/21/16	at #16/16 KENTUCKY	L 63-77	7589
ASSISTS	171	233	* 02/25/16	at Georgia	L 57-72	3131
Assists per game	10.7	14.6	* 02/28/16	OLE MISS	w 60-49	3132
TURNOVERS	269	263				
Turnovers per game	16.8	16.4				
Turnover margin	-0.4	-				
Assist/turnover ratio	0.6	0.9				
STEALS	104	135				
Steals per game	6.5	8.4				
BLOCKS	38	68				
Blocks per game	2.4	4.3				
ATTENDANCE	20816	48910				
Home games-Avg/Game	8-2602	8-6114				
Neutral site-Avg/Game	-	0-0				

! = San Juan Shootout (San Juan, Puerto Rico)  
 \$ = Big 12/SEC Challenge  
 \* = Conference game

Score by Periods	1st	2nd	3rd	4th	OT	Totals
ARKANSAS	206	200	252	253	11	922
Opponents	247	243	246	290	27	1053



# JIMMY DYKES

## HEAD COACH

The most successful basketball programs all have a few key elements in common.

### PASSION

They are passionate about the game. The coaches are passionate about their team, the players are passionate about the opportunity to represent their uni-

versity and the fans are passionate about supporting the program.

### EXCITEMENT

All successful programs are filled with excitement. They are exciting to watch and to be a part of.

### COMMITMENT

It takes a lot of people to make a program successful and they all have to be committed to the effort. It starts with the coaches and staff and extends to the players but the best programs in the country take it further. Everyone who impacts the program, from professors, athletic trainers, academic coordinators, administrators and fans, all have to be willing to work toward the same goal of excellence in all areas.

### PERFORMANCE

Finally, successful teams have to perform at a high level every day. Whether in the classroom, in the community or on the court, doing things the right way is vital to the program's success.

The University of Arkansas made a move March 30, 2014, when they welcomed Jimmy Dykes as the eighth head coach of the Razorback women's basketball team.

### QUICK HITS

- Jimmy Dykes is the eighth head coach in Razorback Women's Basketball History
- Three-year University of Arkansas basketball letterman
- Jimmy Dykes attended high school at Estes Park (Colo.) and Fayetteville HS
- Jimmy Dykes earned his bachelor's degree in speech education at Arkansas in 1985
- Graduated with honors from the University of Arkansas with a 3.54 GPA
- Served under legendary coach Eddie Sutton as an assistant at Arkansas, Kentucky and Oklahoma State

### THE 411 CHRONOLOGY

Head Coach	Years	Record
University of Arkansas	2014-15	18-14, 6-10, NCAA 2nd Round
	2015-16	12-18, 7-9
	2016-17	11-2
<b>TOTAL</b>	<b>2+ seasons</b>	<b>41-34, 13-19 SEC</b>

### Assistant Coach

Assistant Coach	Years	Worked With
University of Arkansas	1984-1985	Eddie Sutton
Sacramento State	1985-86	Bill Brown
Appalachian State University	1986-87	Tom Apke
University of Kentucky	1987-89	Eddie Sutton
University of Arkansas-Little Rock	1989-90	Mike Newell
Oklahoma State University	1990-91	Eddie Sutton

### NATIONAL BASKETBALL ASSOCIATION

1991-1993 | College Scout | Seattle Supersonics

### HIGH SCHOOL

1994-1998; 2003-2004 | Athletic Director | Shiloh Christian

### ESPN/ABC SPORTS | 1995-2014

- Game and studio college men's and women's basketball analyst
- Game analyst for NCAA Women's Basketball Tournament
- Coverage of the WNBA playoffs
- College football sideline reporter

### PERSONAL

- Born: May 3, 1961
- Bachelor's Degree: Arkansas, 1985 in Speech Education
- Family: Wife: Tiffany (Beasley); married in 2002, daughter Kennedy
- Tiffany - an Arkansas graduate, 2003
- Hometown: Tulsa, Oklahoma
- High school at Estes Park HS (Colo.), Fayetteville HS
- Multi-sport athlete

### BY THE NUMBERS

- 41** Career Wins
- 20** SEC Career Wins
- 13** 2015-16 recruiting class rank
- 5** Newcomers for 2016-17
- 1** NCAA Tourney appearance
- 1** NCAA Tournament wins

### DYKES VS. CONFERENCES

- Total: 40-34
- SEC: 14-22 (includes SEC Tournament)
- American: 3-0
- Atlantic Sun: 1-0
- Atlantic-10: 1-0
- Big East: 1-1
- Big 10: 2-2
- Big 12: 2-2
- Conference USA: 1-0
- Mid-Eastern Athletic: 1-0
- MVC: 1-2
- Pac-12: 0-1
- Patriot League: 1-0
- Southland: 8-1
- SWAC: 2-0
- Summit League: 2-2
- Sun Belt: 1-1



# 00

## 16-17 HIGHS

Points	34 vs. HBU, 12-28-16
FGM	12 vs. HBU, 12-28-16
FGA	17 vs. Tulsa, 11-30-16
3PM	3 vs. HBU, 12-28-16*
3PA	7 vs. South Dakota, 11-17-16
FTM	8 vs. Butler, 12-7-16
FTA	11 vs. South Dakota, 11-17-16
OREB	5 vs. HBU, 12-28-16*
DREB	7 at Missouri State, 12-11-16
REB	10 vs. HBU, 12-28-16
AST	5 vs. HBU, 12-28-16
BLK	3 vs. ORU, 12-21-16
STL	3 vs. HBU, 12-28-16*
MIN	35 vs. Stetson, 11-21-16

## CAREER HIGHS

Points	34 vs. HBU, 12-28-16
FGM	12 vs. HBU, 12-28-16
FGA	25, #13/15 Ky, 2-26-15
3PM	5, #13/15 Ky, 2-26-15*
3PA	11, #13/15 Ky, 2-26-15
FTM	9, at Missouri, 1-5-14
FTA	10, Tulsa, 12-14-14*
OREB	5 vs. HBU, 12-28-16*
DREB	10, vs. Auburn, 2-2-14
	10, vs. Florida, 1-28-16 OT
REB	13, SHSU, 11-15-15
AST	5 vs. HBU, 12-28-16
BLK	5, Tulsa, 12-14-14*
STL	3 vs. HBU, 12-28-16*
MIN	39, at LSU, 1-21-16*

\*Most Recent

## MISCELLANEOUS

	2016-17	Career
10+ Pts	13	90
15+ Pts	8	66
20+ Pts	4	24
30+ Pts	1	2
10+ Rebs	1	14
15+ Rebs	-	-
2BL-2BL	1	14
5+ Ast	1	--
Led AR in Pts	10	50
Led AR in Reb	5	31
GP/GS	13/13	104/99

## HONORS

- Preseason All-SEC First-Team, '16
- MVP Nugget Classic
- CollegeSportsMadness.com SEC Player of the Week (Dec. 5, 2016)
- All-SEC Second-Team, '14, '15
- **All-SEC First-Team, '16**
- All-SEC Freshman Team, 2014
- AP All-SEC Hon. Mention, 2014
- AP All-SEC Second-Team, 2015
- SEC First-Year Academic HR, 2014
- CSM.com POW, Jan. 18, 2016

## NOTES

- Just fourth player in program history named to **First-Team All-SEC** in 2016
- Named to coaches **preseason All-SEC First-Team** in 2016-17
- Single season personal best 13 consecutive games in double figure scoring as a senior
- Scored in double figures in the first quarter against Stetson, Tulsa and Northwestern State
- Nugget Classic MVP in Reno
- Career-best 34 points versus Houston Baptist
- First double-double of the year with 34 and 10 verses HBU
- CollegeSportsMadness.com SEC Player of the Week (Dec. 5)
- Ranked as No. 15 WNBA draft prospect by CollegeSportsMadness.com



**JESSICA JACKSON**  
F | SR | 6-3 | JACKSONVILLE, ARK.

## 16-17 GAME BY GAME

Opponent	Date	gs	min	Total		3-Pointers		Free throws		Rebounds				Other					pts	avg	
				fg-fga	pct	3fg-fga	pct	ft-fa	pct	off	def	tot	avg	pf	a	t/o	blk	stl			
SAM HOUSTON STATE	11/11/16	*	27	6-14	.429	3-4	.750	5-7	.714	3	5	8	8.0	3	4	0	1	0	20	20.0	
LA-MONROE	11/13/16	*	23	5-14	.357	3-5	.600	0-0	.000	2	4	6	7.0	2	0	2	0	2	13	16.5	
SOUTH DAKOTA	11/17/16	*	30	5-15	.333	2-7	.286	2-11	.182	3	4	7	7.0	0	2	4	0	1	14	15.7	
STETSON	11/21/16	*	35	7-16	.438	2-5	.400	3-4	.750	3	4	7	7.0	3	2	0	1	0	19	16.5	
vs Memphis	11/25/16	*	23	5-9	.556	0-2	.000	2-2	1.000	3	3	6	6.8	2	1	2	1	0	12	15.6	
vs NAVY	11/26/16	*	28	6-15	.400	1-4	.250	4-6	.667	2	0	2	6.0	2	2	4	0	0	17	15.8	
at Tulsa	11/30/16	*	36	9-17	.529	2-6	.333	2-2	1.000	3	6	9	6.4	2	0	2	1	0	22	16.7	
TEXAS TECH	12/03/16	*	31	3-16	.188	1-5	.200	7-10	.700	2	4	6	6.4	1	3	1	1	0	14	16.4	
BUTLER	12/07/16	*	30	5-11	.455	1-3	.333	8-10	.800	5	4	9	6.7	2	1	5	1	3	19	16.7	
at Missouri State	12/11/16	*	27	2-9	.222	1-5	.200	6-6	1.000	2	7	9	6.9	4	0	2	0	0	11	16.1	
NWST	12/18/16	*	33	9-15	.600	3-5	.600	2-2	1.000	3	3	6	6.8	3	1	2	0	0	23	16.7	
ORU	12/21/16	*	37	6-16	.375	1-2	.500	4-4	1.000	1	2	3	6.5	3	1	3	3	2	17	16.8	
HOUSTON BAPTIST	12/28/16	*	26	12-16	.750	3-6	.500	7-8	.875	5	5	10	6.8	2	5	1	2	3	34	18.1	
Totals			13	386	80-183	.437	23-59	.390	52-72	.722	37	51	88	6.8	29	22	28	11	11	235	18.1

Games played: 13  
Minutes/game: 29.7  
Points/game: 18.1  
FG Pct: 43.7  
3FG Pct: 39.0  
FT Pct: 72.2

Rebounds/game: 6.8  
Assists/game: 1.7  
Turnovers/game: 2.2  
Assist/turnover ratio: 0.8  
Steals/game: 0.8  
Blocks/game: 0.8

## JACKSON'S CAREER STATISTICS

Season	gp-gs	min/avg	Total		3-Point		F-Throws		Rebounds				Other					Scoring		
			fg-fga	pct	fg-fga	pct	ft-fa	pct	off	def	tot	avg	pf	fo	ast	to	blk	stl	pts	avg
2013-14	30-30	903/30.1	163-385	.423	48-125	.384	111-138	.804	45	136	181	6.0	70	0	40	51	45	24	485	16.2
2014-15	32-29	1032/32.2	161-431	.374	56-163	.344	99-126	.786	61	139	200	6.3	86	2	30	96	33	27	477	14.9
2015-16	29-27	920/31.7	170-418	.407	48-150	.320	89-121	.736	51	132	183	6.3	76	3	30	70	33	15	477	16.4
2016-17	13-13	386/29.7	80-183	.437	23-59	.390	52-72	.722	37	51	88	6.8	29	0	22	28	11	11	235	18.1
TOTAL	104-99	3241/31.2	574-1417	.405	175-497	.352	351-457	.768	194	458	652	6.3	261	5	122	245	122	77	1674	16.1



# 2

## NOTES

- Second-ever McDonald's All-American to join team out of HS
- Missed start of season with illness
- Missed Missouri State with death in family
- First career game with double figure scoring with 10 points against Memphis
- Career-best 11 points in 18 minutes versus Texas Tech in SEC/Big 12 Challenge



**AALIYAH WILSON**  
F | FR | 5-10 | MUSKOGEE, OKLA.

## 16-17 HIGHS

Points	11 vs. Texas Tech, 12-3-16
FGM	4 vs. HBU, 12-28-16*
FGA	13 vs. HBU, 12-28-16
3PM	2 vs. Texas Tech, 12-3-16*
3PA	4 vs. Tulsa, 11-30-16*
FTM	2 vs. Navy, 11-26-16
FTA	2 vs. Texas Tech, 12-3-16*
OREB	2 vs. Texas Tech, 12-3-16*
DREB	5 vs. HBU, 12-28-16*
REB	6 vs. Texas Tech, 12-3-16*
AST	5 vs. HBU, 12-28-16
BLK	2 vs. HBU, 12-28-16
STL	2 vs. Texas Tech, 12-3-16*
MIN	29 vs. HBU, 12-28-16

\*Most Recent

## CAREER HIGHS

Points	11 vs. Texas Tech, 12-3-16
FGM	4 vs. HBU, 12-28-16*
FGA	13 vs. HBU, 12-28-16
3PM	2 vs. Texas Tech, 12-3-16*
3PA	4 vs. Tulsa, 11-30-16*
FTM	2 vs. Navy, 11-26-16
FTA	2 vs. Texas Tech, 12-3-16*
OREB	2 vs. Texas Tech, 12-3-16*
DREB	5 vs. HBU, 12-28-16*
REB	6 vs. Texas Tech, 12-3-16*
AST	5 vs. HBU, 12-28-16
BLK	2 vs. HBU, 12-28-16
STL	2 vs. Texas Tech, 12-3-16*
MIN	29 vs. HBU, 12-28-16

\*Most Recent

## MISCELLANEOUS

	2016-17	Career
10+ Pts	2	2
15+ Pts	-	-
20+ Pts	-	-
10+ Rebs	-	-
15+ Rebs	-	-
Double-Double	-	-
5+ Ast	1	1
Led AR in Pts	-	-
Led AR in Reb	-	-
GP/GS	9/-	9/-

## HONORS

- TBA

## 16-17 GAME BY GAME

Opponent	Date	gs	min	Total		3-Pointers		Free throws		Rebounds				pf	a	t/o	blk	stl	pts	avg
				fg-fga	pct	3fg-fga	pct	ft-fa	pct	off	def	tot	avg							
SAM HOUSTON STATE	11/11/16		dnp	-	-	-	-	-	-	-	-	-	-	-	-	-	-	-	-	-
LA-MONROE	11/13/16		dnp	-	-	-	-	-	-	-	-	-	-	-	-	-	-	-	-	-
SOUTH DAKOTA	11/17/16		dnp	-	-	-	-	-	-	-	-	-	-	-	-	-	-	-	-	-
STETSON	11/21/16	7	1-4	.250	1-1	1.000	0-0	.000	1	2	3	3.0	0	2	0	0	0	3	3.0	
vs Memphis	11/25/16	20	4-9	.444	2-4	.500	0-0	.000	1	2	3	3.0	3	4	3	0	0	10	6.5	
vs NAVY	11/26/16	23	1-4	.250	1-3	.333	2-2	1.000	2	2	4	3.3	0	4	4	1	2	5	6.0	
at Tulsa	11/30/16	18	1-6	.167	0-4	.000	0-0	.000	1	5	6	4.0	3	0	2	0	0	2	5.0	
TEXAS TECH	12/03/16	18	4-12	.333	2-3	.667	1-2	.500	2	4	6	4.4	1	0	2	1	2	11	6.2	
BUTLER	12/07/16	6	0-2	.000	0-2	.000	0-0	.000	0	1	1	3.8	2	0	3	0	0	0	5.2	
at Missouri State	12/11/16		dnp	-	-	-	-	-	-	-	-	-	-	-	-	-	-	-	-	
NWST	12/18/16	17	0-4	.000	0-3	.000	0-0	.000	0	3	3	3.7	1	5	2	0	0	0	4.4	
ORU	12/21/16	14	0-3	.000	0-0	.000	0-0	.000	0	3	3	3.6	1	0	1	0	1	0	3.9	
HOUSTON BAPTIST	12/28/16	29	4-13	.308	0-4	.000	0-0	.000	0	5	5	3.8	2	5	3	2	1	8	4.3	
Totals		0	152	15-57	.263	6-24	.250	3-4	.750	7	27	34	3.8	13	20	20	4	6	39	4.3

Games played: 9  
Minutes/game: 16.9  
Points/game: 4.3  
FG Pct: 26.3  
3FG Pct: 25.0  
FT Pct: 75.0

Rebounds/game: 3.8  
Assists/game: 2.2  
Turnovers/game: 2.2  
Assist/turnover ratio: 1.0  
Steals/game: 0.7  
Blocks/game: 0.4

## WILSON'S CAREER STATISTICS

Season	gp-gs	min/avg	Total		3-Point		F-Throws		Rebounds				Scoring							
			fg-fga	pct	fg-fga	pct	ft-fa	pct	off	def	tot	avg	pf	fo	ast	to	blk	stl	pts	avg
2016-17	9-0	152/16.9	15-57	.263	6-24	.250	3-4	.750	7	27	34	3.8	13	0	20	20	4	6	39	4.3
TOTAL	9-0	152/16.9	15-57	.263	6-24	.250	3-4	.750	7	27	34	3.8	13	0	20	20	4	6	39	4.3

# 3

## NOTES

- Opened 2016-17 as a starter
- Eight games with 25+ minutes played
- Posted a career-best with 18 points against Stetson
- Seven games with double digit scoring
- Three games with five or more assists
- Missed ORU & HBU games with injury



**MALICA MONK**  
G | SO | 5-5 | N. LITTLE ROCK, ARK.

## 16-17 HIGHS

Points	18 vs. Stetson, 11-21-16
FGM	6 at Missouri State, 12-11-16*
FGA	16 at Missouri State, 12-11-16
3PM	1 at Missouri State, 12-11-16
3PA	2 at Missouri State, 12-11-16
FTM	6 vs. Stetson, 11-21-16
FTA	6 vs. Stetson, 11-21-16*
OREB	3 vs. ULM, 11-13-16
DREB	4 vs. Tulsa, 11-30-16
REB	5 vs. ULM, 11-13-16
AST	7 vs. Memphis, 11-25-16
BLK	1 vs. ULM, 11-13-16
STL	4 vs. Memphis, 11-25-16
MIN	37 at Missouri State, 12-11-16

## CAREER HIGHS

Points	18 vs. Stetson, 11-21-16
FGM	6 at Missouri State, 12-11-16*
FGA	16 at Missouri State, 12-11-16
3PM	1 at Missouri State, 12-11-16
3PA	2 at Missouri State, 12-11-16
FTM	6 vs. Stetson, 11-21-16
FTA	6 vs. Stetson, 11-21-16*
OREB	3 vs. ULM, 11-13-16
DREB	4 vs. Tulsa, 11-30-16
REB	5 vs. ULM, 11-13-16
AST	7 vs. Memphis, 11-25-16
BLK	1 vs. ULM, 11-13-16
STL	4 vs. Memphis, 11-25-16
MIN	37 at Missouri State, 12-11-16

\*Most Recent

## MISCELLANEOUS

	2016-17	Career
10+ Pts	7	9
15+ Pts	1	2
20+ Pts	-	-
10+ Rebs	-	-
15+ Rebs	-	-
Double-Double	-	-
5+ Ast	3	5
Led AR in Pts	1	1
Led AR in Reb	-	-
GP/GS	11/11	38/16

## HONORS

- TBA

## 16-17 GAME BY GAME

Opponent	Date	gs	min	Total		3-Pointers		Free throws		Rebounds				Scoring							
				fg-fga	pct	3fg-fga	pct	ft-fa	pct	off	def	tot	avg	pf	a	t/o	blk	stl	pts	avg	
SAM HOUSTON STATE	11/11/16	*	27	5-7	.714	0-0	.000	2-2	1.000	0	2	2	2.0	2	3	1	0	2	12	12.0	
LA-MONROE	11/13/16	*	25	2-3	.667	0-0	.000	5-6	.833	3	2	5	3.5	1	2	1	1	3	9	10.5	
SOUTH DAKOTA	11/17/16	*	34	5-10	.500	0-0	.000	2-2	1.000	1	1	2	3.0	3	4	2	0	4	12	11.0	
STETSON	11/21/16	*	36	6-10	.600	0-1	.000	6-6	1.000	0	3	3	3.0	2	5	4	0	1	18	12.8	
vs Memphis	11/25/16	*	21	5-7	.714	0-1	.000	3-4	.750	2	1	3	3.0	1	7	2	0	4	13	12.8	
vs NAVY	11/26/16	*	22	2-2	1.000	0-0	.000	0-0	.000	0	0	0	2.5	5	1	2	0	0	4	11.3	
at Tulsa	11/30/16	*	34	2-6	.333	0-0	.000	2-2	1.000	0	4	4	2.7	3	4	2	0	1	6	10.6	
TEXAS TECH	12/03/16	*	36	5-14	.357	1-2	.500	0-1	.000	1	2	3	2.8	0	4	0	0	3	11	10.6	
BUTLER	12/07/16	*	35	4-8	.500	0-0	.000	3-4	.750	0	2	2	2.7	4	5	1	0	1	11	10.7	
at Missouri State	12/11/16	*	37	6-16	.375	1-2	.500	1-4	.250	2	1	3	2.7	1	2	1	0	1	14	11.0	
NWST	12/18/16	*	10	1-2	.500	0-0	.000	0-0	.000	0	1	1	2.5	1	2	0	0	1	2	10.2	
Totals			11	317	43-85	.506	2-6	.333	24-31	.774	9	19	28	2.5	23	39	16	1	21	112	10.2

Games played: 11  
Minutes/game: 28.8  
Points/game: 10.2  
FG Pct: 50.6  
3FG Pct: 33.3  
FT Pct: 77.4

Rebounds/game: 2.5  
Assists/game: 3.5  
Turnovers/game: 1.5  
Assist/turnover ratio: 2.4  
Steals/game: 1.9  
Blocks/game: 0.1

## MONK'S CAREER STATISTICS

Season	gp-gs	min/avg	Total		3-Point		F-Throws		Rebounds				Scoring							
			fg-fga	pct	fg-fga	pct	ft-fa	pct	off	def	tot	avg	pf	fo	ast	to	blk	stl	pts	avg
2015-16	27-5	461/17.1	48-136	.353	2-10	.200	12-19	.632	6	23	29	1.1	60	2	47	44	5	23	110	4.1
2016-17	11-11	317/28.8	43-85	.506	2-6	.333	24-31	.774	9	19	28	2.5	23	1	39	16	1	21	112	10.2
TOTAL	38-16	778/20.5	91-221	.412	4-16	.250	36-50	.720	15	42	57	1.5	83	3	86	60	6	44	222	5.8

# 4

## NOTES

- Career-best 23 points on 6-for-8 shooting in win over Houston Baptist
- First start of the season verses HBU
- Nine games with 20+ minutes this year
- Tied career-best with six rebounds versus ULM and again versus South Dakota
- Six double figure scoring games



**KEIRYN SWENSON**  
F | SO | 6-1 | WICHITA, KAN.

## 16-17 HIGHS

Points	23 vs. HBU, 12-28-16
FGM	7 vs. Navy, 11-26-16
FGA	12 vs. Navy, 11-26-16
3PM	3 vs. HBU, 12-28-16*
3PA	3 vs. HBU, 12-28-16*
FTM	8 vs. HBU, 12-28-16
FTA	9 vs. HBU, 12-28-16
OREB	5 vs. South Dakota, 11-17-16
DREB	6 vs. NSU, 12-18-15
REB	9 vs. NSU, 12-18-15
AST	2 vs. NSU, 12-18-15
BLK	2 vs. HBU, 12-28-16*
STL	1 vs. Butler, 12-7-16*
MIN	34 vs. Navy, 11-26-16

## CAREER HIGHS

Points	23 vs. HBU, 12-28-16
FGM	7 vs. Navy, 11-26-16
FGA	12 vs. Navy, 11-26-16
3PM	3 vs. HBU, 12-28-16*
3PA	3 vs. HBU, 12-28-16*
FTM	8 vs. HBU, 12-28-16
FTA	9 vs. HBU, 12-28-16
OREB	5 vs. South Dakota, 11-17-16*
DREB	6 vs. NSU, 12-18-15*
REB	9 vs. NSU, 12-18-15
AST	2 vs. NSU, 12-18-15*
BLK	2 vs. HBU, 12-28-16*
STL	2, New Orleans, 12-30-15*
MIN	34 vs. Navy, 11-26-16

\*Most Recent

## MISCELLANEOUS

	2016-17	Career
10+ Pts	5	5
15+ Pts	2	2
20+ Pts	1	1
10+ Rebs	-	-
15+ Rebs	-	-
Double-Double	-	-
5+ Ast	-	-
Led AR in Pts	1	1
Led AR in Reb	-	1
GP/GS	13/1	42/2

## HONORS

- SEC First-Year Academic Honor Roll ('16)
- Arkansas Academic Champion (4.00 GPA) (Fall 2015, Spring 2016)

## 16-17 GAME BY GAME

Opponent	Date	gs	min	Total		3-Pointers		Free throws		Rebounds				pts	avg					
				fg-fga	pct	3fg-fga	pct	ft-fa	pct	off	def	tot	avg							
SAM HOUSTON STATE	11/11/16	23	2-6	.333	1-3	.333	0-0	.000	0	5	5	5.0	3	1	2	0	1	5	5.0	
LA-MONROE	11/13/16	23	5-7	.714	2-3	.667	1-1	1.000	2	4	6	5.5	0	1	0	1	1	13	9.0	
SOUTH DAKOTA	11/17/16	18	1-3	.333	0-1	.000	1-2	.500	5	1	6	5.7	0	0	0	1	0	3	7.0	
STETSON	11/21/16	20	3-5	.600	2-2	1.000	1-2	.500	1	1	2	4.8	2	0	1	0	1	9	7.5	
vs Memphis	11/25/16	20	4-7	.571	1-2	.500	1-1	1.000	1	1	2	4.2	1	1	0	0	0	10	8.0	
vs NAVY	11/26/16	34	7-12	.583	2-3	.667	0-0	.000	1	2	3	4.0	1	0	0	1	1	16	9.3	
at Tulsa	11/30/16	12	0-2	.000	0-2	.000	0-0	.000	0	2	2	3.7	2	0	0	0	0	0	8.0	
TEXAS TECH	12/03/16	18	2-3	.667	1-1	1.000	3-4	.750	1	4	5	3.9	0	1	1	1	0	8	8.0	
BUTLER	12/07/16	23	6-7	.857	3-3	1.000	0-0	.000	0	3	3	3.8	0	0	1	2	1	15	8.8	
at Missouri State	12/11/16	21	2-3	.667	0-1	.000	1-1	1.000	4	1	5	3.9	2	0	2	2	0	5	8.4	
NWST	12/18/16	25	4-9	.444	1-3	.333	2-2	1.000	3	6	9	4.4	3	2	0	0	0	11	8.6	
ORU	12/21/16	23	0-2	.000	0-1	.000	0-0	.000	1	2	3	4.3	3	0	0	2	0	0	7.9	
HOUSTON BAPTIST	12/28/16	* 31	6-8	.750	3-3	1.000	8-9	.889	4	3	7	4.5	1	1	1	2	1	23	9.1	
Totals		1	291	42-74	.568	16-28	.571	18-22	.818	23	35	58	4.5	18	7	8	12	6	118	9.1

Games played: 13  
Minutes/game: 22.4  
Points/game: 9.1  
FG Pct: 56.8  
3FG Pct: 57.1  
FT Pct: 81.8

Rebounds/game: 4.5  
Assists/game: 0.5  
Turnovers/game: 0.6  
Assist/turnover ratio: 0.9  
Steals/game: 0.5  
Blocks/game: 0.9


## SWENSON'S CAREER STATISTICS

Season	gp-gs	min/avg	Total		3-Point		F-Throws		Rebounds				Scoring							
			fg-fga	pct	fg-fga	pct	ft-fa	pct	off	def	tot	avg	pf	fo	ast	to	blk	stl	pts	avg
2015-16	29-1	373/12.9	27-84	.321	5-21	.238	19-27	.704	34	34	68	2.3	26	0	7	15	4	10	78	2.7
2016-17	13-1	291/22.4	42-74	.568	16-28	.571	18-22	.818	23	35	58	4.5	18	0	7	8	12	6	118	9.1
TOTAL	42-2	664/15.8	69-158	.437	21-49	.429	37-49	.755	57	69	126	3.0	44	0	14	23	16	16	196	4.7

# 10

## NOTES

- Played in eight games this year
- Career-best nine points in 14 minutes against ULM



**KIARA WILLIAMS**  
F/C | FR | 6-1 | LITTLE ROCK, ARK.

## 16-17 HIGHS

Points	9 vs. ULM, 11-13-16
FGM	4 vs. ULM, 11-13-16
FGA	6 vs. ULM, 11-13-16
3PM	0
3PA	0
FTM	1 vs. Tulsa, 11-30-16*
FTA	4 vs. ULM, 11-13-16
OREB	2 vs. Memphis, 11-25-16*
DREB	4 vs. Memphis, 11-25-16
REB	6 vs. Memphis, 11-25-16
AST	0
BLK	1 at Missouri State, 12-11-16
STL	1 vs. SHSU, 11-11-16
MIN	14 vs. NSU, 12-18-15*

## CAREER HIGHS

Points	9 vs. ULM, 11-13-16
FGM	4 vs. ULM, 11-13-16
FGA	6 vs. ULM, 11-13-16
3PM	0
3PA	0
FTM	1 vs. Tulsa, 11-30-16*
FTA	4 vs. ULM, 11-13-16
OREB	2 vs. Memphis, 11-25-16*
DREB	4 vs. Memphis, 11-25-16
REB	6 vs. Memphis, 11-25-16
AST	0
BLK	1 at Missouri State, 12-11-16
STL	1 vs. SHSU, 11-11-16
MIN	14 vs. NSU, 12-18-15*

\*Most Recent

## MISCELLANEOUS

	2016-17	Career
10+ Pts	-	-
15+ Pts	-	-
20+ Pts	-	-
10+ Rebs	-	-
15+ Rebs	-	-
Double-Double	-	-
5+ Ast	-	-
Led AR in Pts	-	-
Led AR in Reb	-	-
GP/GS	8/-	8/-

## HONORS

• TBA

## 16-17 GAME BY GAME

Opponent	Date	gs	min	Total		3-Pointers		Free throws		Rebounds				pf	a	t/o	blk	stl	pts	avg
				fg-fga	pct	3fg-fga	pct	ft-fa	pct	off	def	tot	avg							
SAM HOUSTON STATE	11/11/16	5	0-1	.000	0-0	.000	0-0	.000	0	1	1	1.0	0	0	1	0	1	0	0.0	
LA-MONROE	11/13/16	14	4-6	.667	0-0	.000	1-4	.250	2	3	5	3.0	4	0	0	0	0	9	4.5	
SOUTH DAKOTA	11/17/16	dnp	-	-	-	-	-	-	-	-	-	-	-	-	-	-	-	-	-	
STETSON	11/21/16	0	0-0	.000	0-0	.000	0-0	.000	0	0	0	2.0	0	0	0	0	0	0	3.0	
vs Memphis	11/25/16	8	3-4	.750	0-0	.000	0-0	.000	2	4	6	3.0	2	0	0	0	0	6	3.8	
at Tulsa	11/26/16	dnp	-	-	-	-	-	-	-	-	-	-	-	-	-	-	-	-	-	
TEXAS TECH	12/03/16	dnp	-	-	-	-	-	-	-	-	-	-	-	-	-	-	-	-	-	
BUTLER	12/07/16	10	1-1	1.000	0-0	.000	0-0	.000	1	2	3	3.0	2	0	1	0	1	2	3.3	
at Missouri State	12/11/16	12	1-2	.500	0-0	.000	0-2	.000	1	2	3	3.0	1	0	0	1	0	2	3.1	
NWST	12/18/16	14	0-2	.000	0-0	.000	0-2	.000	0	1	1	2.8	4	1	3	1	0	0	2.8	
Totals		0	71	10-18	.556	0-0	.000	2-10	.200	7	15	22	2.8	13	1	5	2	2	22	2.8

Games played: 8  
Minutes/game: 8.9  
Points/game: 2.8  
FG Pct: 55.6  
FT Pct: 20.0

Rebounds/game: 2.8  
Assists/game: 0.1  
Turnovers/game: 0.6  
Assist/turnover ratio: 0.2  
Steals/game: 0.3  
Blocks/game: 0.3

## WILLIAMS' CAREER STATISTICS

Season	gp-gs	min/avg	Total		3-Point		F-Throws		Rebounds				Scoring							
			fg-fga	pct	fg-fga	pct	ft-fa	pct	off	def	tot	avg	pf	fo	ast	to	blk	stl	pts	avg
2016-17	8-0	71/8.9	10-18	.556	0-0	.000	2-10	.200	7	15	22	2.8	13	0	1	5	2	2	22	2.8
TOTAL	8-0	71/8.9	10-18	.556	0-0	.000	2-10	.200	7	15	22	2.8	13	0	1	5	2	2	22	2.8



# 12

## NOTES

- Scored career-best 12 points in win over ULM
- Second consecutive game in double figures with 10 points against South Dakota
- Bettered career-best with 13 points in 14 minutes against Navy
- Missed Stetson and Navy games with illness
- Missed Texas Tech, Butler, Missouri State, NSU, ORU after minor surgery



**BRIUNNA FREEMAN**  
G | SO | 5-9 | PELHAM, GA.

## 16-17 HIGHS

Points	13 vs. Navy, 11-26-16
FGM	5 vs. Navy, 11-26-16*
FGA	7 vs. ULM, 11-13-16
3PM	0
3PA	0
FTM	3 vs. Navy, 11-26-16
FTA	4 vs. Navy, 11-26-16
OREB	3 vs. ULM, 11-13-16
DREB	3 vs. Navy, 11-26-16
REB	4 vs. Navy, 11-26-16*
AST	1 vs. ULM, 11-13-16
BLK	1 vs. Navy, 11-26-16
STL	5 vs. South Dakota, 11-17-16
MIN	24 vs. ULM, 11-13-16

## CAREER HIGHS

Points	13 vs. Navy, 11-26-16
FGM	5 vs. Navy, 11-26-16*
FGA	9, at Butler, 12-13-15
3PM	0
3PA	0
FTM	3 vs. Navy, 11-26-16*
FTA	4 vs. Navy, 11-26-16*
OREB	4, at Butler, 12-13-15
DREB	4, at Butler, 12-13-15
REB	8, at Butler, 12-13-15
AST	2, MVSU, 12-28-15*
BLK	1 vs. Navy, 11-26-16*
STL	5 vs. Navy, 11-26-16
MIN	29, at Butler, 12-13-15

\*Most Recent

## 16-17 GAME BY GAME

Opponent	Date	gs	min	Total		3-Pointers		Free throws		Rebounds				pf	a	t/o	blk	stl	pts	avg
				fg-fga	pct	3fg-fga	pct	ft-fta	pct	off	def	tot	avg							
SAM HOUSTON STATE	11/11/16	9	2-3	.667	0-0	.000	2-2	1.000	2	1	3	3.0	2	0	0	0	1	6	6.0	
LA-MONROE	11/13/16	22	5-7	.714	0-0	.000	2-2	1.000	3	1	4	3.5	3	1	1	0	1	12	9.0	
SOUTH DAKOTA	11/17/16	24	4-7	.571	0-0	.000	2-4	.500	0	1	1	2.7	2	0	2	0	5	10	9.3	
STETSON	11/21/16	dnp	-	-	-	-	-	-	-	-	-	-	-	-	-	-	-	-	-	
vs Memphis	11/25/16	dnp	-	-	-	-	-	-	-	-	-	-	-	-	-	-	-	-	-	
vs NAVY	11/26/16	14	5-5	1.000	0-0	.000	3-4	.750	1	3	4	3.0	1	0	2	1	1	13	10.3	
at Tulsa	11/30/16	3	0-1	.000	0-0	.000	0-2	.000	1	0	1	2.6	0	0	1	0	0	0	8.2	
at Missouri State	12/11/16	dnp	-	-	-	-	-	-	-	-	-	-	-	-	-	-	-	-	-	
Totals		0	72	16-23	.696	0-0	.000	9-14	.643	7	6	13	2.6	8	1	6	1	8	41	8.2

Games played: 5  
Minutes/game: 14.4  
Points/game: 8.2  
FG Pct: 69.6  
FT Pct: 64.3

Rebounds/game: 2.6  
Assists/game: 0.2  
Turnovers/game: 1.2  
Assist/turnover ratio: 0.2  
Steals/game: 1.6  
Blocks/game: 0.2

## MISCELLANEOUS

10+ Pts	2016-17	Career
15+ Pts	3	3
20+ Pts	-	-
10+ Rebs	-	-
15+ Rebs	-	-
Double-Double	-	-
5+ Ast	-	-
Led AR in Pts	1	1
Led AR in Reb	-	2
GP/GS	5/0	34/3

## HONORS

- Arkansas Academic Honor Roll (3.0-3.49 GPA) (Spring 2016)

## FREEMAN'S CAREER STATISTICS

Season	gp-gs	min/avg	Total		3-Point		F-Throws		Rebounds				Scoring							
			fg-fga	pct	fg-fga	pct	ft-fta	pct	off	def	tot	avg	pf	fo	ast	to	blk	stl	pts	avg
2015-16	29-3	273/9.4	21-70	.300	0-0	.000	5-15	.333	32	28	60	2.1	46	1	13	21	2	13	47	1.6
2016-17	5-0	72/14.4	16-23	.696	0-0	.000	9-14	.643	7	6	13	2.6	8	0	1	6	1	8	41	8.2
TOTAL	34-3	345/10.1	37-93	.398	0-0	.000	14-29	.483	39	34	73	2.1	54	1	14	27	3	21	88	2.6

# 14

## 16-17 HIGHS

Points	19 vs. ORU, 12-21-16
FGM	9 vs. ORU, 12-21-16
FGA	15 vs. ORU, 12-21-16
3PM	2 vs. S Dakota, 11-17-16
3PA	3 vs. NSU, 12-18-15*
FTM	2 vs. S Dakota, 11-17-16
FTA	2 vs. ORU, 12-21-16*
OREB	4 vs. Texas Tech, 12-3-16
DREB	6 vs. ORU, 12-21-16
REB	9 vs. Texas Tech, 12-3-16
AST	11 vs. HBU, 12-28-16
BLK	1 vs. HBU, 12-28-16
STL	3
MIN	40 vs. ORU, 12-21-16

\* Most Recent

## CAREER HIGHS

Points	19 vs. ORU, 12-21-16
FGM	9 vs. ORU, 12-21-16
FGA	15 vs. ORU, 12-21-16
3PM	2 vs. S Dakota, 11-17-16
3PA	3 vs. NSU, 12-18-15
FTM	2 vs. S Dakota, 11-17-16
FTA	2 vs. ORU, 12-21-16*
OREB	4 vs. Texas Tech, 12-3-16
DREB	6 vs. ORU, 12-21-16
REB	9 vs. Texas Tech, 12-3-16
AST	11 vs. HBU, 12-28-16
BLK	1 vs. HBU, 12-28-16
STL	3
MIN	40 vs. ORU, 12-21-16

\* Most Recent

## MISCELLANEOUS

	2016-17	Career
10+ Pts	4	4
15+ Pts	1	1
20+ Pts	-	-
10+ Rebs	-	-
15+ Rebs	-	-
Double-Double	1	1
5+ Ast	4	4
Led AR in Pts	1	1
Led AR in Reb	-	-
GP/GS	13/13	13/13

## NOTES

- Member of the SEC Women's Basketball Leadership Council
- Played and started all games as a true freshman
- **SEC Freshman of the Week** honors Nov. 29 recording 18 points, nine rebounds and seven assists in two games
- Posted career-best with 19 points on 9-for-15 shooting versus ORU
- Four games with double figure scoring
- Career-best 11 assists versus HBU
- First career double-double with 10 points and 11 assists versus Houston Baptist



**JAILYN MASON**  
PG | FR | 5-9 | MASON, OHIO

## 16-17 GAME BY GAME

Opponent	Date	gs	min	Total		3-Pointers		Free throws		Rebounds				Other				pts	avg		
				fg-fga	pct	3fg-fga	pct	ft-fa	pct	off	def	tot	avg	pf	a	t/o	blk			stl	
SAM HOUSTON STATE	11/11/16	*	36	2-9	.222	1-2	.500	0-0	.000	0	4	4	4.0	1	5	2	0	3	5	5.0	
LA-MONROE	11/13/16	*	18	2-4	.500	0-1	.000	0-0	.000	0	0	0	2.0	4	2	1	0	0	4	4.5	
SOUTH DAKOTA	11/17/16	*	30	3-7	.429	2-3	.667	2-2	1.000	0	2	2	2.0	1	2	0	0	1	10	6.3	
STETSON	11/21/16	*	31	5-10	.500	1-1	1.000	0-1	.000	1	5	6	3.0	1	2	0	0	0	11	7.5	
vs Memphis	11/25/16	*	25	4-7	.571	1-1	1.000	0-0	.000	1	3	4	3.2	3	2	3	0	0	9	7.8	
vs NAVY	11/26/16	*	28	4-7	.571	1-2	.500	0-0	.000	0	5	5	3.5	4	5	1	0	0	9	8.0	
at Tulsa	11/30/16	*	26	4-8	.500	0-0	.000	0-0	.000	1	5	6	3.9	3	2	2	0	0	8	8.0	
TEXAS TECH	12/03/16	*	31	4-8	.500	0-0	.000	1-2	.500	4	5	9	4.5	1	3	1	0	0	9	8.1	
BUTLER	12/07/16	*	34	0-4	.000	0-0	.000	0-0	.000	2	4	6	4.7	0	5	3	0	1	0	7.2	
at Missouri State	12/11/16	*	22	0-6	.000	0-1	.000	0-0	.000	1	2	3	4.5	2	0	0	0	1	0	6.5	
NWST	12/18/16	*	36	3-7	.429	1-3	.333	0-0	.000	2	3	5	4.5	0	3	4	1	3	7	6.5	
ORU	12/21/16	*	40	9-15	.600	0-1	.000	1-2	.500	0	6	6	4.7	2	3	1	0	0	19	7.6	
HOUSTON BAPTIST	12/28/16	*	33	5-11	.455	0-1	.000	0-0	.000	0	4	4	4.6	1	11	0	1	4	10	7.8	
Totals			13	390	45-103	.437	7-16	.438	4-7	.571	12	48	60	4.6	23	45	18	2	13	101	7.8

Games played: 13  
Minutes/game: 30.0  
Points/game: 7.8  
FG Pct: 43.7  
3FG Pct: 43.8  
FT Pct: 57.1

Rebounds/game: 4.6  
Assists/game: 3.5  
Turnovers/game: 1.4  
Assist/turnover ratio: 2.5  
Steals/game: 1.0  
Blocks/game: 0.2

## HONORS

- SEC Freshman of the Week (Nov. 29)

## MASON'S CAREER STATISTICS

Season	gp-gs	min/avg	Total		3-Point		F-Throws		Rebounds				Other				Scoring			
			fg-fga	pct	fg-fga	pct	ft-fa	pct	off	def	tot	avg	pf	fo	ast	to	blk	stl	pts	avg
2016-17	13-13	390/30.0	45-103	.437	7-16	.438	4-7	.571	12	48	60	4.6	23	0	45	18	2	13	101	7.8
TOTAL	13-13	390/30.0	45-103	.437	7-16	.438	4-7	.571	12	48	60	4.6	23	0	45	18	2	13	101	7.8

# 20

## NOTES

- Played in four games this year
- Missed NSU, ORU games with injury
- Several career high marks against HBU including points,- field goals and 3-point field goals made and rebounds



**SYDNEY STOUT**  
F | FR | 6-0 | BIXBY, OKLA.

## 16-17 HIGHS

Points	8 vs. HBU, 12-28-16
FGM	3 vs. HBU, 12-28-16
FGA	5 vs. HBU, 12-28-16
3PM	2 vs. HBU, 12-28-16
3PA	4 vs. HBU, 12-28-16
FTM	0
FTA	0
OREB	0
DREB	6 vs. HBU, 12-28-16
REB	6 vs. HBU, 12-28-16
AST	0
BLK	1 vs. ULM, 11-13-16
STL	0
MIN	15 vs. HBU, 12-28-16

\* Most Recent

## CAREER HIGHS

Points	8 vs. HBU, 12-28-16
FGM	3 vs. HBU, 12-28-16
FGA	5 vs. HBU, 12-28-16
3PM	2 vs. HBU, 12-28-16
3PA	4 vs. HBU, 12-28-16
FTM	0
FTA	0
OREB	0
DREB	6 vs. HBU, 12-28-16
REB	6 vs. HBU, 12-28-16
AST	0
BLK	1 vs. ULM, 11-13-16
STL	0
MIN	15 vs. HBU, 12-28-16

\* Most Recent

## MISCELLANEOUS

	2016-17	Career
10+ Pts	-	-
15+ Pts	-	-
20+ Pts	-	-
10+ Rebs	-	-
15+ Rebs	-	-
Double-Double	-	-
5+ Ast	-	-
Led AR in Pts	-	-
Led AR in Reb	-	-
GP/GS	4/-	4/-

## HONORS

• TBA

## 16-17 GAME BY GAME

Opponent	Date	gs	min	Total		3-Pointers		Free throws		Rebounds				pf	a	t/o	blk	stl	pts	avg	
				fg-fga	pct	3fg-fga	pct	ft-fa	pct	off	def	tot	avg								
SAM HOUSTON STATE	11/11/16		3	0-0	.000	0-0	.000	0-0	.000	0	0	0	0.0	0	0	0	0	0	0	0.0	
LA-MONROE	11/13/16		6	0-2	.000	0-2	.000	0-0	.000	0	0	0	0.0	1	0	0	1	0	0	0.0	
SOUTH DAKOTA	11/17/16		dnp	-	-	-	-	-	-	-	-	-	-	-	-	-	-	-	-	-	
STETSON	11/21/16		dnp	-	-	-	-	-	-	-	-	-	-	-	-	-	-	-	-	-	
vs Memphis	11/25/16		4	1-1	1.000	1-1	1.000	0-0	.000	0	1	1	0.3	2	0	0	0	0	3	1.0	
vs NAVY	11/26/16		dnp	-	-	-	-	-	-	-	-	-	-	-	-	-	-	-	-	-	
at Tulsa	11/30/16		dnp	-	-	-	-	-	-	-	-	-	-	-	-	-	-	-	-	-	
TEXAS TECH	12/03/16		dnp	-	-	-	-	-	-	-	-	-	-	-	-	-	-	-	-	-	
BUTLER	12/07/16		dnp	-	-	-	-	-	-	-	-	-	-	-	-	-	-	-	-	-	
at Missouri State	12/11/16		dnp	-	-	-	-	-	-	-	-	-	-	-	-	-	-	-	-	-	
NWST	12/18/16		dnp	-	-	-	-	-	-	-	-	-	-	-	-	-	-	-	-	-	
HOUSTON BAPTIST	12/28/16		15	3-5	.600	2-4	.500	0-0	.000	0	6	6	1.8	1	0	2	0	0	8	2.8	
Totals			0	28	4-8	.500	3-7	.429	0-0	.000	0	7	7	1.8	4	0	2	1	0	11	2.8

Games played: 4  
Minutes/game: 7.0  
Points/game: 2.8  
FG Pct: 50.0  
3FG Pct: 42.9

Rebounds/game: 1.8  
Turnovers/game: 0.5  
Blocks/game: 0.3

## STOUT'S CAREER STATISTICS

Season	gp-gs	min/avg	Total		3-Point		F-Throws		Rebounds				Scoring							
			fg-fga	pct	fg-fga	pct	ft-fa	pct	off	def	tot	avg	pf	fo	ast	to	blk	stl	pts	avg
2016-17	4-0	28/7.0	4-8	.500	3-7	.429	0-0	.000	0	7	7	1.8	4	0	0	2	1	0	11	2.8
TOTAL	4-0	28/7.0	4-8	.500	3-7	.429	0-0	.000	0	7	7	1.8	4	0	0	2	1	0	11	2.8

# 21

## 16-17 HIGHS

Points	18 at Missouri State, 12-11-16
FGM	5 vs. ORU, 12-21-16*
FGA	17 at Missouri State, 12-11-16
3PM	3 at Missouri State, 12-11-16
3PA	7 at Missouri State, 12-11-16
FTM	5 at Missouri State, 12-11-16
FTA	7 at Missouri State, 12-11-16
OREB	1 at Tulsa, 11-30-16
DREB	5 vs. Texas Tech, 12-3-16
REB	5 vs. Texas Tech, 12-3-16
AST	6 vs. ORU, 12-21-16
BLK	1 vs. HBU, 12-28-16*
STL	4 vs. ULM, 11-13-16
MIN	37 vs. ORU, 12-21-16

## CAREER HIGHS

Points	18 at Missouri State, 12-11-16
FGM	7, MVSU, 12-28-15
FGA	17 at Missouri State, 12-11-16*
	19, at Auburn, 1-24-16 OT
3PM	3 at Missouri State, 12-11-16*
3PA	9, at Butler, 12-13-15
	9, at Auburn, 1-24-16 OT*
FTM	7, New Orleans, 12-30-15
FTA	8, New Orleans, 12-30-15
OREB	2, MVSU, 12-28-15*
DREB	5 vs. Texas Tech, 12-3-16*
	8, at Auburn, 1-24-16 OT
REB	6, ORU, 12-10-15
	9, at Auburn, 1-24-16 OT
AST	6 vs. ORU, 12-21-16
BLK	3, MVSU, 12-28-15
STL	4 vs. ULM, 11-13-16
MIN	37, at Butler, 12-13-15
	42, at Auburn, 1-24-16 OT

\*Most Recent

## MISCELLANEOUS

	2016-17	Career
10+ Pts	3	18
15+ Pts	1	6
20+ Pts	-	1
10+ Rebs	-	-
15+ Rebs	-	-
Double-Double	-	-
5+ Ast	2	3
Led AR in Pts	1	3
Led AR in Reb	-	-
GP/GS	12/2	42/27

## HONORS

- SEC First-Year Academic Honor Roll ('16)
- Arkansas Academic Honor Roll (3.0-3.49 GPA) (Fall 2015, Spring 2016)

## NOTES

- Missed first game with a family emergency
- Scored career-best 18 points in road game at Missouri State
- Three of four games before the holiday break with double figures



**DEVIN COSPER**  
G | SR | 5-10 | COFFEYVILLE, KAN.

## 16-17 GAME BY GAME

Opponent	Date	gs	min	Total		3-Pointers		Free throws		Rebounds				pf	a	t/o	blk	stl	pts	avg
				fg-fga	pct	3fg-fga	pct	ft-fa	pct	off	def	tot	avg							
SAM HOUSTON STATE	11/11/16	dnp	-	-	-	-	-	-	-	-	-	-	-	-	-	-	-	-	-	-
LA-MONROE	11/13/16	18	2-5	.400	0-2	.000	2-2	1.000	0	1	1	1.0	0	5	0	1	4	6	6.0	
SOUTH DAKOTA	11/17/16	6	0-1	.000	0-0	.000	0-0	.000	0	2	2	1.5	0	0	0	0	0	0	3.0	
STETSON	11/21/16	9	0-2	.000	0-2	.000	0-0	.000	0	0	0	1.0	0	1	0	0	0	0	2.0	
vs Memphis	11/25/16	17	4-7	.571	0-3	.000	0-0	.000	0	2	2	1.3	4	2	1	0	0	8	3.5	
vs NAVY	11/26/16	15	1-4	.250	0-2	.000	0-0	.000	0	2	2	1.4	0	3	0	0	2	2	3.2	
at Tulsa	11/30/16	9	0-3	.000	0-1	.000	1-2	.500	1	1	2	1.5	1	0	1	0	0	1	2.8	
TEXAS TECH	12/03/16	11	1-4	.250	0-1	.000	0-0	.000	0	5	5	2.0	0	4	0	0	0	2	2.7	
BUTLER	12/07/16	21	5-9	.556	1-1	1.000	2-4	.500	0	2	2	2.0	0	0	3	0	2	13	4.0	
at Missouri State	12/11/16	30	5-17	.294	3-7	.429	5-7	.714	0	4	4	2.2	2	1	1	0	3	18	5.6	
NWST	12/18/16	21	4-6	.667	1-2	.500	0-0	.000	0	2	2	2.2	0	3	2	1	1	9	5.9	
ORU	12/21/16	* 37	5-14	.357	0-3	.000	0-0	.000	0	3	3	2.3	0	6	2	1	2	10	6.3	
HOUSTON BAPTIST	12/28/16	* 28	2-9	.222	1-1	1.000	0-0	.000	0	3	3	2.3	1	3	2	1	1	5	6.2	
Totals		2	222	29-81	.358	6-25	.240	10-15	.667	1	27	28	2.3	8	28	12	4	15	74	6.2

Games played: 12  
Minutes/game: 18.5  
Points/game: 6.2  
FG Pct: 35.8  
3FG Pct: 24.0  
FT Pct: 66.7

Rebounds/game: 2.3  
Assists/game: 2.3  
Turnovers/game: 1.0  
Assist/turnover ratio: 2.3  
Steals/game: 1.3  
Blocks/game: 0.3

## COSPER'S CAREER STATISTICS

Season	gp-gs	min/avg	Total		3-Point		F-Throws		Rebounds				pf	fo	ast	to	blk	stl	Scoring	
			fg-fga	pct	fg-fga	pct	ft-fa	pct	off	def	tot	avg							pts	avg
2015-16	30-25	792/26.4	97-293	.331	25-104	.240	50-72	.694	16	83	99	3.3	57	0	42	74	5	34	269	9.0
2016-17	12-2	222/18.5	29-81	.358	6-25	.240	10-15	.667	1	27	28	2.3	8	0	28	12	4	15	74	6.2
TOTAL	42-27	1014/24.1	126-374	.337	31-129	.240	60-87	.690	17	110	127	3.0	65	0	70	86	9	49	343	8.2



# 22

## NOTES

- Played and started all games this season
- Nine points against Sam Houston State is a career best
- Improved her career-best with 11 points on 4-for-6 shooting at Tulsa



**BAILEY ZIMMERMAN**  
G/F | SO | 6-0 | ST. VINCENT, ARK.

## 16-17 HIGHS

Points	11 vs. Tulsa, 11-30-16
FGM	4 vs. Tulsa, 11-30-16
FGA	7 at Missouri State, 12-11-16*
3PM	2 vs. Tulsa, 11-30-16*
3PA	5 vs. SHSU, 11-11-16
FTM	4 at Missouri State, 12-11-16
FTA	4 at Missouri State, 12-11-16*
OREB	2 vs. ULM, 11-13-16*
DREB	5 vs. Navy, 11-26-16*
REB	7 vs. Navy, 11-26-16*
AST	3 vs. Butler, 12-7-16*
BLK	1 vs. HBU, 12-28-16*
STL	2 vs. NSU, 12-18-15*
MIN	32 vs. SHSU, 11-11-16

\* Most Recent

## CAREER HIGHS

Points	11 vs. Tulsa, 11-30-16
FGM	4 vs. Tulsa, 11-30-16
FGA	9 at Butler, 12-13-15
3PM	2 vs. Tulsa, 11-30-16*
3PA	7, at Butler, 12-13-15
FTM	2 vs. South Dakota, 11-17-16*
FTA	4 vs. Butler, 12-7-16
OREB	3 at Butler, 12-13-15*
DREB	5 vs. Navy, 11-26-16*
REB	7 vs. Navy, 11-26-16*
AST	3 vs. Navy, 11-26-16*
BLK	1 vs. HBU, 12-28-16*
STL	2 vs. NSU, 12-18-15*
MIN	32 vs. SHSU, 11-11-16

\*Most Recent

## MISCELLANEOUS

	2016-17	Career
10+ Pts	-	-
15+ Pts	-	-
20+ Pts	-	-
10+ Rebs	-	-
15+ Rebs	-	-
Double-Double	-	-
5+ Ast	-	-
Led AR in Pts	-	-
Led AR in Reb	-	-
GP/GS	13/13	33/14

## 16-17 GAME BY GAME

Opponent	Date	gs	min	Total		3-Pointers		Free throws		Rebounds				Other				pts	avg		
				fg-fga	pct	3fg-fga	pct	ft-fa	pct	off	def	tot	avg	pf	a	t/o	blk			stl	
SAM HOUSTON STATE	11/11/16	*	32	3-6	.500	2-5	.400	1-2	.500	2	3	5	5.0	1	3	1	0	1	9	9.0	
LA-MONROE	11/13/16	*	18	1-7	.143	0-3	.000	1-2	.500	2	5	7	6.0	0	2	0	0	1	3	6.0	
SOUTH DAKOTA	11/17/16	*	15	2-4	.500	2-3	.667	1-2	.500	2	2	4	5.3	3	1	0	0	0	7	6.3	
STETSON	11/21/16	*	24	2-4	.500	1-3	.333	0-0	.000	0	4	4	5.0	1	1	2	0	0	5	6.0	
vs Memphis	11/25/16	*	22	1-4	.250	1-4	.250	0-0	.000	0	3	3	4.6	2	2	2	0	2	3	5.4	
vs NAVY	11/26/16	*	13	0-1	.000	0-1	.000	0-0	.000	1	6	7	5.0	2	3	1	0	1	0	4.5	
at Tulsa	11/30/16	*	30	4-6	.667	2-3	.667	1-1	1.000	1	3	4	4.9	1	0	2	0	1	11	5.4	
TEXAS TECH	12/03/16	*	24	2-6	.333	1-3	.333	0-0	.000	1	3	4	4.8	2	0	1	1	0	5	5.4	
BUTLER	12/07/16	*	25	1-4	.250	1-3	.333	1-4	.250	1	2	3	4.6	3	3	1	0	1	4	5.2	
at Missouri State	12/11/16	*	31	2-7	.286	0-2	.000	4-4	1.000	3	1	4	4.5	0	2	1	0	2	8	5.5	
NWST	12/18/16	*	26	3-5	.600	0-2	.000	0-2	.000	1	2	3	4.4	1	1	2	0	2	6	5.5	
ORU	12/21/16	*	29	1-4	.250	0-1	.000	1-4	.250	1	5	6	4.5	0	0	1	1	0	3	5.3	
HOUSTON BAPTIST	12/28/16	*	20	1-4	.250	1-4	.250	0-0	.000	0	4	4	4.5	2	1	1	1	2	3	5.2	
Totals			13	309	23-62	.371	11-37	.297	10-21	.476	15	43	58	4.5	18	19	15	3	13	67	5.2

Games played: 13  
Minutes/game: 23.8  
Points/game: 5.2  
FG Pct: 37.1  
3FG Pct: 29.7  
FT Pct: 47.6

Rebounds/game: 4.5  
Assists/game: 1.5  
Turnovers/game: 1.2  
Assist/turnover ratio: 1.3  
Steals/game: 1.0  
Blocks/game: 0.2

## HONORS

- Arkansas Athletic Director's List (3.5-3.99 GPA) (Fall 2015)

## ZIMMERMAN'S CAREER STATISTICS

Season	gp-gs	min/avg	Total		3-Point		F-Throws		Rebounds				Scoring							
			fg-fga	pct	fg-fga	pct	ft-fa	pct	off	def	tot	avg	pf	fo	ast	to	blk	stl	pts	avg
2015-16	20-1	174/8.7	6-48	.125	4-33	.121	7-12	.583	12	9	21	1.1	9	0	4	15	2	4	23	1.2
2016-17	13-13	309/23.8	23-62	.371	11-37	.297	10-21	.476	15	43	58	4.5	18	0	19	15	3	13	67	5.2
TOTAL	33-14	483/14.6	29-110	.264	15-70	.214	17-33	.515	27	52	79	2.4	27	0	23	30	5	17	90	2.7

# 35

## 16-17 HIGHS

Points	13 vs. ULM, 11-13-16
FGM	5 vs. HBU, 12-28-16*
FGA	8 vs. South Dakota, 11-17-16*
3PM	0
3PA	0
FTM	7 vs. ULM, 11-13-16
FTA	12 vs. ULM, 11-13-16
OREB	5 vs. HBU, 12-28-16
DREB	8 vs. Memphis, 11-25-16
REB	10 vs. Memphis, 11-25-16
AST	4 vs. Butler, 12-7-16
BLK	4 vs. Tulsa, 11-30-16*
STL	1 vs. ORU, 12-21-16*
MIN	31 vs. Texas Tech, 12-3-16*

\*Most Recent

## CAREER HIGHS

Points	19, ORU, 12-10-15
FGM	8, ORU, 12-10-15
FGA	10, ORU, 12-10-15
	10, vs. Florida, 1-28-16 OT
FTM	7 vs. ULM, 11-13-16
FTA	12 vs. ULM, 11-13-16
OREB	7, #24 Missouri, 1-17-16
DREB	8 vs. Memphis, 11-25-16
REB	10 vs. Memphis, 11-25-16*
	10, vs. Florida, 1-28-16 OT
AST	4 vs. Butler, 12-7-16
BLK	4 at Tulsa, 11-30-16*
STL	1 vs. ORU, 12-21-16*
	2, at Auburn, 1-24-16 OT
MIN	33, ORU, 12-10-15
	39, at Auburn, 1-24-16 OT

\*Most Recent

## MISCELLANEOUS


	2016-17	Career
10+ Pts	6	13
15+ Pts	-	2
20+ Pts	-	-
10+ Rebs	1	5
15+ Rebs	-	-
Double-Double	1	4
5+ Ast	-	-
Led AR in Pts	1	4
Led AR in Reb	3	8
GP/GS	12/12	42/40

## HONORS

- Arkansas Academic Honor Roll (3.0-3.49 GPA) (Spring 2016)
- Nugget Classic All-Tournament Team

## NOTES

- Six games with double digit points
- First double double of the season with 10 points and 11 rebounds against Memphis
- Selected to the Nugget Classic All-Tournament Team
- Two games with four blocks (SHSU, Tulsa)
- Career-best four assists against Butler



**ALECIA COOLEY**  
C | SR | 6-4 | EVANSTON, ILL.

## 16-17 GAME BY GAME

Opponent	Date	gs	min	Total		3-Pointers		Free throws		Rebounds				pf	a	t/o	blk	stl	pts	avg	
				fg-fga	pct	3fg-fga	pct	ft-fa	pct	off	def	tot	avg								
SAM HOUSTON STATE	11/11/16	*	26	4-8	.500	0-0	.000	4-6	.667	2	3	5	5.0	0	0	2	4	1	12	12.0	
LA-MONROE	11/13/16	*	18	3-5	.600	0-0	.000	7-12	.583	1	5	6	5.5	1	2	1	1	0	13	12.5	
SOUTH DAKOTA	11/17/16	*	31	5-8	.625	0-0	.000	2-2	1.000	1	2	3	4.7	3	1	2	1	0	12	12.3	
STETSON	11/21/16	*	24	1-3	.333	0-0	.000	5-6	.833	3	6	9	5.8	3	3	4	0	1	7	11.0	
vs Memphis	11/25/16	*	26	4-6	.667	0-0	.000	2-2	1.000	3	8	11	6.8	1	2	2	0	0	10	10.8	
vs NAVY	11/26/16	*	18	2-4	.500	0-0	.000	0-0	.000	3	4	7	6.8	0	1	4	0	1	4	9.7	
at Tulsa	11/30/16	*	24	1-6	.167	0-0	.000	2-2	1.000	1	5	6	6.7	0	0	0	4	0	4	8.9	
TEXAS TECH	12/03/16	*	31	3-11	.273	0-0	.000	0-0	.000	3	4	7	6.8	2	0	3	1	1	6	8.5	
BUTLER	12/07/16	*	16	2-3	.667	0-0	.000	0-0	.000	1	3	4	6.4	1	4	1	1	0	4	8.0	
at Missouri State	12/11/16	*	20	2-5	.400	0-0	.000	0-0	.000	4	1	5	6.3	3	1	2	1	0	4	7.6	
NWST	12/18/16	*	18	1-2	.500	0-0	.000	5-6	.833	1	2	3	6.0	1	0	2	2	0	7	7.5	
ORU	12/21/16	*	20	3-6	.500	0-0	.000	5-5	1.000	2	2	4	5.8	0	0	1	0	1	11	7.8	
HOUSTON BAPTIST	12/28/16		18	5-7	.714	0-0	.000	0-3	.000	5	3	8	6.0	1	1	1	1	0	10	8.0	
Totals			12	290	36-74	.486	0-0	.000	32-44	.727	30	48	78	6.0	16	15	25	16	5	104	8.0

Games played: 13  
Minutes/game: 22.3  
Points/game: 8.0  
FG Pct: 48.6  
FT Pct: 72.7

Rebounds/game: 6.0  
Assists/game: 1.2  
Turnovers/game: 1.9  
Assist/turnover ratio: 0.6  
Steals/game: 0.4  
Blocks/game: 1.2

## COOLEY'S CAREER STATISTICS

Season	gp-gs	min/avg	Total		3-Point		F-Throws		Rebounds				pf	fo	ast	to	blk	stl	Scoring	
			fg-fga	pct	fg-fga	pct	ft-fa	pct	off	def	tot	avg							pts	avg
2015-16	30-28	699/23.3	74-148	.500	0-0	.000	48-63	.762	50	95	145	4.8	49	2	16	34	11	11	196	6.5
2016-17	13-12	290/22.3	36-74	.486	0-0	.000	32-44	.727	30	48	78	6.0	16	0	15	25	16	5	104	8.0
TOTAL	43-40	989/23.0	110-222	.495	0-0	.000	80-107	.748	80	143	223	5.2	65	2	31	59	27	16	300	7.0

## THE LAST TIME ...

// UA scored 110+  
110, vs. Providence (11/16/98)  
// Scored 100 points at home  
101, Houston Baptist, 12-28-16  
// Scored 100 points on the road  
108, Baylor (3-6-91; SWC Tourn., Dallas, Texas)  
// Scored 90 points on the road  
91, (91-80 Win in 3OT, 2-10-13, at Alabama)  
// Scored 70-79 points on the road  
72, vs. Binghamton (at New Mexico) (11-30-13)  
// Allowed 100 points  
100, #3 Connecticut (11-14-1998)  
// Allowed 80+ points  
80, No. 5 Mississippi State (1-10-2016)  
// Allowed 70-79 points  
70, ORU 12-21-16  
// Allowed 69-60 points  
60, Texas Tech 12-3-16  
// Held opponent to 60-50 points  
50, Butler, 12-7-16  
// Held opponent to 40-49 points  
40, Houston Baptist, 12-28-16  
// Held opponent to 39-30  
36, Northwestern State, 12-18-16  
// Held opponent under 45 points three cons. games  
45, SHSU (11-8-13, W 81-45);  
33 ORU (11-13-13, W 91-33);  
45, Furman (11-16-13, W, 74-45)  
// Held an SEC opponent under 50 points in 3 cons. games  
47, Auburn (1-29-15, W, 52-47); 42, Alabama  
(2-1-15, W, 53-42); #24/21 Georgia (2-9-15, W, 54-48)  
// Held opponent to 29 points or less  
23, Binghamton, 11-30-13  
// Scored 90-99 points  
91 vs. Memphis, 11-25-16  
// Scored 80-89 points  
86, Mississippi Valley State (12-28-15)  
// Scored 70-79 points  
70 vs. Navy, 11-26-16  
// Scored 60-69 points  
60, ORU 12-21-16  
// Was held to 50-59  
57 at Tulsa, 11-30-16  
// Was held to 49-40  
48, at Missouri (2-14-16)  
// Was held to 39-20  
32, at No. 2 South Carolina (1-3-16)  
// Was held to 20 or less  
N/A  
// Held an opponent under 15 points in a half  
13, Northwestern State, 12-18-16  
// Won an overtime game  
91-80 Win in 3OT, 2-10-13, at Alabama  
// Lost an overtime game  
Florida (71-66), 1-28-16  
// Won a double overtime game  
73-72, vs. Florida (1-29-12)  
// Lost a double overtime game  
N/A  
// Won a triple overtime game  
91-80 Win in 3OT, 2-10-13, at Alabama  
// Played consecutive overtime games  
1-24-16 at Auburn (lost); 1-28-16 vs Florida (lost)  
// Won a regular season tournament  
Nugget Classic (Reno, Nev., Nov. 25-26, 2016)  
// Made 30-39 field goals  
38, Houston Baptist, 12-28-16  
// Made 20-29 field goals  
24, ORU 12-21-16  
// Made 10-19 field goals  
17, Ole Miss, 2-28-16  
// Held opponent under 15 field goals  
14, Houston Baptist, 12-28-16

// Made 10 three-point field goals  
10, Houston Baptist, 12-28-16  
// Did not make a three point basket (began in 1986)  
0-10, at Mississippi State (L 44-47), 2-3-13  
// Made 30 free throws  
38 at Florida (38-54); (2-22-04)  
// Made 15+ Free Throws  
15, Houston Baptist, 12-28-16  
// Shot 40-49 or better from the field  
40.0 (24-60), ORU 12-21-16  
// Shot 50-59 or better from the field  
52.1 (38-73), Houston Baptist, 12-28-16  
// Shot 60 percent or better from the field  
.600 (36-60) vs. Ole Miss (W, 93-52; 3-3-13)  
// Held to less than 40 percent from the field  
32.4 (24-74) vs. Texas Tech, 12-3-16  
// Held to less than 30 percent from the field  
24.1 (18-44) at No. 2 South Carolina (1-3-16)  
// Held to less than 20 percent from the field  
.182 (10-55) vs. No. 6/7 Tennessee (1-8-12; L, 38-69)  
// Allowed opponent to shoot over 50% from the field  
56.8 (25-44) vs. South Dakota, 11-17-16  
// Held opponent to less than 40% from the field  
38.2 (26-68) vs. Texas Tech, 12-3-16  
// Held opponent to less than 30% from the field  
24.1 (14-58), Houston Baptist, 12-28-16  
// Held opponent to less than 20% from the field in a single half:  
.136 (3-22), First Half, Binghamton, 11-30-13  
.200 (5-25), First Half, MVSU, 12-28-13  
.200 (5-25), First Half, Grambling State, 12-29-14  
// Held opponent under 15% from three-point distance  
.143 (2-14) at Tulsa, 11-30-16  
// Had 70+ rebounds  
74, Mississippi Valley State (11-24-89)  
// Had 60-69 rebounds  
65, Grambling State, 12-29-14  
// Had 50-59 rebounds  
51, Houston Baptist, 12-28-16  
// Had five or more blocked shots in a game  
10, Houston Baptist, 12-28-16  
// Had 20 or more assists in a game  
27, Houston Baptist, 12-28-16  
// Had 20 or more steals in a game  
20, ORU (11-13-13)  
// Had 15 or more steals in a game  
18, Oregon, (11-25-12, W 79-67)  
// Had 10 or more steals in a game  
12, Houston Baptist, 12-28-16  
// Had 20 or more turnovers in a game  
21 vs. Navy, 11-26-16  
// Forced 20 or more turnovers in a game  
21 vs. Butler, 12-7-16  
// Forced 25 or more Turnovers in a game  
20, at Auburn (1-24-16)  
// Defeated a ranked team  
77-76, #17/16 Iowa (Las Vegas), 12-18-14  
54-48, #24/21 Georgia, 2-9-15  
57-55, No. 22/25 Northwestern, 3/20/15  
67-61, No. 13 Texas A&M, 1-7-16  
64-59, No. 13 Tennessee, 1-14-16  
64-52, No. 24 Missouri, 1-17-16  
// Defeated a ranked team on the road  
57-53, at #19/18 LSU, 2-23-14  
77-76, #17/16 Iowa (Las Vegas), 12-18-14  
// All-time SEC record  
129-213 (24 years)  
// All-time SEC win streak  
8 games (1-15-12: Auburn through 2-15-12: at Auburn)  
// All-time SEC home win streak  
5 games (1-15-12: Auburn through 2-9-12: S. Carolina)

## THE LAST TIME A RAZORBACK PLAYER ...

// Scored 20-24 points  
23, Jessica Jackson, Northwestern State, 12-18-16  
// Scored 25-29 points  
25, Jessica Jackson vs. No. 13 Tennessee (1-14-16)  
// Scored 30+ points  
34, Jessica Jackson, Houston Baptist, 12-28-16  
// Scored 20+ points seven times in a season  
Jessica Jackson, 2013-14 (22 vs. MTSU, 22 at Missouri, 23 at Florida, 24 at Georgia, 31 vs. Ole Miss, 23 at Kentucky, 25 at LSU)  
// Scored 20+ points eight times in a season  
Jessica Jackson, 2015-16 (20 vs. SHSU; 24 at SDSU; 29 vs. Tulsa, 22 vs. La; 22 vs. No. 5 Texas; 20 at No. 5 MSU; 25 vs. #13 Tennessee; 25, vs. Alabama; 20)  
// Double figures in 13 consecutive games (Season)  
Jessica Jackson, 11/11/16-present  
// Scored 23+ points in three consecutive games  
Jessica Jackson (24 at Georgia 1-16-14, 31 vs. Ole Miss 1-19-14, 23 at Kentucky 1-26-14)  
// Three players scored double figures in 1 game  
Texas Tech (12-3-16) (Jackson, Wilson, Monk)  
// Four players scored double figures in 1 game  
Houston Baptist, 12-28-16 (Jackson, Swenson, Mason, Cooley)  
// Four players scored doubles figures in a game for 4 consecutive games  
12-6-12 - 12-21-12; vs. Kansas, Furman, MVSU, and NSU  
// Five players scored double figures in 1 game  
vs. Memphis (11-25-16) (Jackson, Wilson, Monk, Swenson, Cooley)  
// Made 10+ field goals in a game  
12, Jessica Jackson, Houston Baptist, 12-28-16  
// Attempted 15-20 field goals in a game  
16, Jessica Jackson, Houston Baptist, 12-28-16  
// Attempted 20+ field goals in a game  
23, Jessica Jackson vs. No. 5 Texas (1-20-16)  
// Attempted 10 free throws in a game  
14, Jessica Jackson, Ole Miss, 2-28-16  
// Made 5 or more three-pointers in a game  
5, Jessica Jackson at #19/18 LSU, 2-23-14  
// Attempted 10+ three-pointers in a game  
11, Bria Pitts at #19/18 LSU, 2-23-14  
// Had 10-14 rebounds  
10, Jessica Jackson, Houston Baptist, 12-28-16  
// Had 15+ rebounds  
20, Melissa Wolff, New Orleans, 1-30-15  
// Had 10 offensive rebounds - Records go back to 05-06  
11, Melissa Wolff vs. New Orleans (1-30-15)  
// Had 10 defensive rebounds - Records go back to 05-06  
11, Jessica Jackson, LSU (2/22/15)  
// Had 10+ assists  
11, Jailyn Mason, Houston Baptist, 12-28-16  
// Had 10+ assists in consecutive games  
Calli Berna (11 vs. No. 10/8 KY 2/7/13 and 11 at UA 2/10/13)  
// Had 5+ blocks in a game  
(3x) 5, Jessica Jackson (vs. ORU, 11-13-13); (No. 25 Vanderbilt, 2-20-14); (at Tulsa, 12-14-14)  
// Had 10 or more blocks in a game  
9, Robyn Irwin vs. SMSU, 12-19-88 (school record)  
// Had 5 or more steals in a game  
5, Brianna Freeman vs. South Dakota (12-16)  
// Had a double-double  
10/11 asst, Jailyn Mason, Houston Baptist, 12-28-16  
43/10, Jessica Jackson, Houston Baptist, 12-28-16  
// Had a double-double in two straight games  
2015-16, Jessica Jackson 13/10 vs. SE Louisiana, 11-13-15; 20/13 vs. SHSU, 11-15-15  
// Had two players record a double-double  
10/11 asst, Jailyn Mason, Houston Baptist, 12-28-16  
43/10, Jessica Jackson, Houston Baptist, 12-28-16

// Had six double-doubles in a season  
Melissa Wolff, 2014-15 (Nicholls, Savannah State, Richmond, Grambling State, Tennessee, Northwestern)  
// Had 10+ double-doubles in a season  
2006-07, Lauren Ervin (14)  
// Had a triple-double  
14 pts, 13 reb, 12 asts, Ceira Ricketts vs. Auburn (1-18-2009)





00

**JESSICA JACKSON**  
6-3 | F | SR | Jacksonville, Ark.



2

**AALIYAH WILSON**  
5-10 | G/F | FR | Muskogee, Okla.



3

**MALICA MONK**  
5-5 | G | SO | N. Little Rock, Ark.



4

**KEIRYN SWENSON**  
6-1 | G/F | SO | Wichita, Kan.



10

**KIARA WILLIAMS**  
6-1 | F/C | FR | Little Rock, Ark.



12

**BRIUNNA FREEMAN**  
5-9 | G | SO | Pelham, Ga.



14

**JAILYN MASON**  
5-9 | PG | FR | Mason, Ohio




20

**SYDNEY STOUT**  
6-0 | F | FR | Bixby, Okla.



21

**DEVIN COSPER**  
5-10 | G | JR | Coffeyville, Kan.



22

**BAILEY ZIMMERMAN**  
6-0 | G/F | SO | St. Vincent, Ark.



35

**ALECIA COOLEY**  
6-4 | C | SR | Evanston, Ill.



42

**YASMEEN RATLIFF**  
6-5 | C | FR | Alpharetta, Ga.



HC

**JIMMY DYKES**  
Arkansas, 1985 | 3rd Season



AC

**TARI CUMMINGS**  
Oklahoma State, 2003 | 6th Season



AC

**TOMMY DEFFEBEAUGH**  
Drury College, 1985 | 2nd Season



AC

**CHENEL HARRIS**  
Kent State, 2010 | 1st Season